

**FOOTHILL MUNICIPAL WATER DISTRICT**  
4536 Hampton Road  
La Cañada Flintridge, California

**A G E N D A**  
**REGULAR MEETING OF THE**  
**BOARD OF DIRECTORS**  
**FOOTHILL MUNICIPAL WATER DISTRICT**  
**December 20, 2010**  
**3:00 PM**

Posted 3:00 PM, December 16, 2010

**Teleconferencing will be used during this meeting from the following location:**

None

- 1. Call to Order and Determination of a Quorum**
- 2. Pledge of Allegiance**
- 3. Preliminary Matters**
  - 3.1. Additions to Agenda (as required by Gov. Code 54954.2)
- 4. Public Comments**

Opportunity for members of the public to address the board directly on items of public interest those are within the subject matter jurisdiction of the board (as required by Gov. Code 54954.3(a)). Speakers may be limited to two minutes each at the discretion of the President of the Board.
- 5. Consent Calendar**
  - 5.1 Discussion and action approving the Minutes of the November 22, 2010 Adjourned Meeting of the Board of Directors and December 6, 2010 Special Meeting of the Board of Directors.
  - 5.2 Action approving the Financial Statement for November 2010; monthly Director Compensation, Expense Report and Treasurer's Report.
  - 5.3 Action approving membership for 2011.
- 6. Directors' Oral Reports**
  - 6.1 Reports and appropriate action on ACWA, MWD, and other association and organization activities.

**7. Action Calendar**

- 7.1 Action authorizing work for Motor for Booster 1 West.
- 7.2 Action authorizing contractor for high voltage maintenance.
- 7.3 Action regarding Tier 2 charges for 2011.

**8. Information Item**

None

**9. Staff Reports**

General Manager Nina Jazmadarian: Reports and appropriate action on administrative and operating projects and activities:

- 9.1 Operations/sales summary report for prior month
- 9.2 Member Agency Allocation Tracking
- 9.3 Rebate Tracking
- 9.4 Foothill Conservation Corps
- 9.5 Water Supply Update
- 9.6 Great Pacific Securities
- 9.7 Arroyo Verde Award
- 9.8 Other

Operations Manager Robert Steward: Report on system operations

MWD Representative James Edwards: Report regarding MWD activities

Attorney: Report on legal and related matters relevant to the District

**10. Other Business**

Related to general operations, administration and policy items, future agenda items, and concerns of Board members

Next Board meeting: Tuesday, January 18, 2011

**11. Adjournment**

**FOOTHILL MUNICIPAL WATER DISTRICT  
ADJOURNED REGULAR MEETING OF THE BOARD OF DIRECTORS  
November 22, 2010**

An Adjourned Regular Meeting of the Board of Directors of the Foothill Municipal Water District was held in the conference room of the Robert Williams Operations and Administration Center at 4536 Hampton Road, La Cañada Flintridge, California, on the 22nd day of November 2010.

**Call to Order and Determination of a Quorum**

**Directors present:**

Robert Gomperz, President & Director Division 1  
LaDrena Dansby, Vice President & Director Division No.3 - via  
teleconference  
Richard W. Atwater, Director Division No. 4  
Dean V. Wiberg, Director Division 5  
James Edwards, MWD Representative

**Directors Not Present:**

Melvin Matthews, Director Division 2

**Staff Present:**

Nina Jazmadarian, General Manager  
Karen Oblak, Administrative Manager/Treasurer  
Robert Steward, Operations Manager  
Wayne Lemieux, Legal Counsel

**Others Present:**

Larry Duncan, Lincoln Avenue Water Company  
Bob Hayward, Lincoln Avenue Water Company  
Dennis Erdman, Crescenta Valley Water District  
Ed Schlotman, Public  
Robert Yakemonis, Halcyon Electric, Inc.

President Gomperz called the Adjourned Board meeting to order at 3:00 PM.

**2. Pledge of Allegiance**

Director Edwards led the Board, staff and others in reciting the Pledge of Allegiance.

**3. Preliminary Matters**

None

**4. Public Comments**

**5. Consent Calendar**

**5.1** Approve the minutes of the October 18, 2010, Regular Meeting of the Board of Directors, **5.2** Approve the Financial Statement for October 2010; Monthly Director Compensation, Expense Report and Treasurer's Report;

A motion was made by Director Atwater and seconded by Director Wiberg to approve. Motion carried.

**6. Directors' Oral Reports –Director Wiberg** – Will be attending the ACWA Conference in Indian Wells for JPL and will participate on one of the panels. **Director Atwater** – Will be attending the ACWA Conference for Foothill and will be a participant on one of the panels as well. **Director Gomperz** – related that he and General Manager Jazmadarian attended an Urban Water Management Plan workshop at Water Replenishment District sponsored by Association of California Agencies. It was very informative with one of the most important elements being that DWR has changed its approach and instead of using the 2005 Guidelines they are developing new guidelines which should "tell a story".

## **7. Action Calendar**

**7.1 Action authorizing engineering services for Boosters 4B, 3E and 4W.** It was recommended that the Board authorize the General Manager to contract with Krieger and Stewart for engineering services for Field Reconnaissance, Preparation of Contract Documents, Bid Phase Support, and Contract Administration for booster pumps 4B, 3E and 4W in the amount of \$38,600. By combining the engineering services work for these three boosters, the District will save approximately \$20,000 in engineering fees.

A motion was made by Director Wiberg and seconded by Director Atwater to approve. Motion carried.

### **7.2 Action declaring electrical generator surplus.**

It was recommended that the Board declare the Allis Chalmers/Onan Model 670T 100 kW Generator surplus and authorize the General Manager to sell the property to the highest bidder. Foothill is unable to run this generator due to strict emission standards in California and may possibly be sold, with appropriate disclaimers, to generate revenue for the District.

A motion was made by Director Wiberg and seconded by Director Atwater to approve. Motion carried.

### **7.3 Action authorizing contractor for replacement of pump 1 West.**

It was recommended that the Board flip a coin to award the contract for Booster Pump 1 West and award based on the coin toss to one of the two lowest qualifying bidders. It was further recommended that the Board authorize the General Manager to enter into an agreement with awarded contractor for \$49,000 and authorize another 10% or \$4,900 for contingencies for a total authorization of \$53,900. As two bids were received for the same amount and were the lowest bidders, Krieger and Stewart reviewed the proposals and determined that both were qualified responsive bidders. As there is no provision in the Water Code for award of a contract under such circumstances, Foothill used the school district code for such an instance. After the coin toss (tails), Mehta Mechanical Company, Inc. was determined the winning bidder.

Moved by Director Wiberg and seconded by Director Atwater, and carried that (1) the plans and specifications prepared by Mehta Mechanical, Inc. dated xxxxx for Main Pump Station Booster No. 1 West Replacement are approved; (2) contract for the work is awarded to the lowest responsible bidder, Mehta Mechanical, Inc., in accordance with bidding documents; and (3) the remaining bids are rejected and bid bonds returned to other bidders upon receipt of fully executed contract documents from the low bidder..

#### **7.4 La Canada East Reservoir Recoating change orders.**

It was recommended that the Board authorize an additional \$25,000 to the original change order amount of \$16,565 for a total authorization in change orders of \$41,565 that may occur as a result of the rehabilitation of the La Canada East Reservoir. Previously, three change orders were approved by the Board and they were; Delete Roof Handrail, Lead Abatement and Disposal and Vent Screen Nuts. As work has progressed, two other items needing attention were discovered. They are; holes in the roof plates between the rafters and roof plates and holes in the overflow structure.

A motion was made by Director Atwater and seconded by Director Wiberg to approve. Motion carried.

#### **8. Information Item**

None

#### **9. Staff Reports** (Reports included w/Board packet and not included with these minutes.

- 9.1 Operations/Sales Summary**
- 9.2 Member Agency Allocation Tracking**
- 9.3 Draft Regional Urban Water Management Plan Update**
- 9.4 Landscape Classes**
- 9.5 Garden Contest**
- 9.6 Rebate Tracking**
- 9.7 Foothill Conservation Corps**
- 9.8 Water Supply Update**
- 9.9 Other**

**Operations Manager, Robert Steward** – Complete report included with board packet, and not included with these minutes.

**MWD Representative, Jim Edwards** – 1) The Board ratified the chairman's committee appointment of Director Gloria Gray of West Basin Municipal Water District to the Special Committee on Bay-Delta; 2) The Board unanimously elected Director John Morris as Board Secretary to serve a two-year term; 3) The Board affirmed the General Manager's determination that the Metropolitan parcels nos. 1415-2-1,-3 are surplus to Metropolitan's needs; 4) The Board adopted the 2010 Regional Urban Water Management Plan and resolution for submittal to the State of California.

#### **10. Other Business**

Next Board Meeting: December 20, 2010

Adjourned Open Session of Public Meeting and entered into Closed Session as of 3:55 PM.

**11. Closed Session**

11.1 Closed session with real property negotiator to discuss terms of sale of property.

Reconvened Open Session of Public Meeting at 4:05 PM, with no reportable action.

**12. Adjournment** - As there was no further business, the adjourned meeting of the Board of Directors of November 22, 2010 was adjourned at 4:05 PM.

---

Robert J. Gomperz, President

Prepared By:

---

Karen Oblak, Administrative Mgr/Treasurer

**FOOTHILL MUNICIPAL WATER DISTRICT  
SPECIAL MEETING OF THE BOARD OF DIRECTORS  
December 6, 2010**

A Special Meeting of the Board of Directors of the Foothill Municipal Water District was held in the conference room of the Robert Williams Operations and Administration Center at 4536 Hampton Road, La Cañada Flintridge, California, on the 6th day of December 2010.

**Call to Order and Determination of a Quorum**

**Directors present:**

Robert Gomperz, President & Director Division 1  
Melvin Matthews, Director Division 2  
LaDrena Dansby, Vice President & Director Division No.3  
Richard W. Atwater, Director Division No. 4

**Directors Not Present:**

Dean V. Wiberg, Director Division 5  
James Edwards, MWD Representative

**Staff Present:**

Nina Jazmadarian, General Manager  
Karen Oblak, Administrative Manager/Treasurer  
Robert Steward, Operations Manager

**Others Present:**

Bob Hayward, Lincoln Avenue Water Company  
Dennis Erdman, Crescenta Valley Water District  
Bill Kimberling, Las Flores Water Company  
John Morris, Morris Water Resources, Inc.  
Jeff Helsley, Stetson Engineers  
Brad Boman, City of Pasadena Water & Power

President Gomperz called the Special Board meeting to order at 3:04 PM.

**2. Pledge of Allegiance**

President Gomperz led the Board, staff and others in reciting the Pledge of Allegiance.

**3. Preliminary Matters**

None

**4. Public Comments**

None

**5. Information**

**5.1 Summary and discussion/Technical Review of the Recycled Water Facilities Draft Paper.**

The Board reviewed and discussed the Recycled Water Facilities Draft Paper and requested that an Executive Summary be compiled and placed on the District's website. The study will be reviewed again and phases discussed after the State Water Resources Control Board provides its comments.

**6. Other Business**

None

**7. Adjournment**

As there was no further business, the Special Meeting of the Board of Directors of December 6, 2010 was adjourned at 4:13 PM.

---

Robert J. Gomperz, President

Prepared By:

---

Karen Oblak, Administrative Mgr/Treasurer

Check History Report  
Sorted By Check Number

Activity From: 11/1/2010 to 11/30/2010

Foothill Municipal Water District (FMW)

Bank	Check Number	Check Date	Vendor Number	Name	Check Amount	Check Type	Description
D UNION BANK, CHECKING							
	007957	11/3/2010	0000108	AT&T LONG DISTANCE	91.82	Auto	Phones
	007958	11/3/2010	0000232	Home Depot Credit Services	90.43	Auto	Materials
	007959	11/3/2010	0000277	Klauser Enterprises	200.00	Auto	Janitorial
	007960	11/3/2010	0000414	STANDARD INSURANCE CO	163.79	Auto	STD/LTD
	007961	11/3/2010	0001289	CHARTER COMMUNICATIONS	224.99	Auto	Surveillance
	007962	11/1/2010	0000100	ACWA Health Benefits Authority	10,946.88	Auto	Employee Benefits
	007963	11/1/2010	0000102	ACWA	7,898.67	Auto	Dues
	007964	11/1/2010	0000115	Allen Pipeline, Inc.	1,730.24	Auto	Materials
	007965	11/1/2010	0000139	HSBC Business Solutions	123.18	Auto	Materials/Shop Office
	007966	11/1/2010	0000142	Allied Waste Services #902	98.82	Auto	Utilities
	007967	11/1/2010	0000154	Anawait Lumber & Materials Co.	24.57	Auto	Materials
	007968	11/1/2010	0000170	Citistreet	1,402.24	Auto	Employee Benefits
	007969	11/1/2010	0000171	Chevron & Texaco Card Services	507.02	Auto	Auto & Truck
	007970	11/1/2010	0000185	Crescenta Valley Water Dist.	30.60	Auto	Utilities
	007971	11/1/2010	0000203	Desert Industrial Supply	73.18	Auto	Materials
	007972	11/1/2010	0000215	Glendale Water & Power	150.00	Auto	CVWD Interconnection
	007973	11/1/2010	0000229	Hach Company	194.84	Auto	Water Quality
	007974	11/1/2010	0000259	Krieger & Stewart	6,537.80	Auto	Rehab 1W/La Canada East
	007975	11/1/2010	0000270	Lincoln Avenue Water Company	109.00	Auto	Utilities
	007976	11/1/2010	0000297	Malcolm Pirnie Inc.	21,125.00	Auto	UWMP
	007977	11/1/2010	0000298	McMaster-Carr Supply Co.	592.07	Auto	La Canada East Res.
	007978	11/1/2010	0000315	MWH Laboratories	513.00	Auto	Water Quality
	007979	11/1/2010	0000337	OSH Commercial Services/WFCB	164.63	Auto	Materials
	007980	11/1/2010	0000345	AT&T #4670	802.91	Auto	Phones
	007981	11/1/2010	0000375	Pasadena Municipal Services	63.23	Auto	Utilities
	007982	11/1/2010	0000376	Pasadena Municipal Services	29,844.09	Auto	Utilities
	007983	11/1/2010	0000388	Public Employees' Retirement	1,787.37	Auto	Employee Benefits
	007984	11/1/2010	0000401	San Gab. Valley Newspaper Grp.	772.52	Auto	Legal Ad
	007985	11/1/2010	0000415	Southern California Edison Co.	1,202.43	Auto	Utilities
	007986	11/1/2010	0000416	Robert Gomerz	488.41	Auto	Director Expense
	007987	11/1/2010	0000426	Stetson Engineers, Inc.	27,268.24	Auto	Recycled Water Study
	007988	11/1/2010	0000460	Underground Service Alert	45.50	Auto	Repair & Maintenance
	007989	11/1/2010	0000486	Valley Water Company	81.03	Auto	Utilities
	007990	11/1/2010	0000502	Western Exterminator Company	34.50	Auto	Repair & Maintenance
	007991	11/1/2010	0001111	Stephen P. Korejwo	1,963.88	Auto	IT Services
	007992	11/1/2010	0001206	Allan Rosenlhal & Associates	1,200.00	Auto	Accounting
	007993	11/1/2010	0001216	Wrightwood Rustic	2,952.39	Auto	Telemetry

007994	11/1/2010	0001256	Crescenta Valley Weekly	52.00	Auto	Subscription
007995	11/1/2010	0001280	AES Water, Inc.	30,410.00	Auto	Earthquake Valves
007996	11/1/2010	0001290	SIMPSON SANDBLASTING & SPECIAL	15,391.35	Auto	La Canada East Res.
007997	11/1/2010	0000170	Citistreet	1,398.28	Auto	Employee Benefits
007998	11/1/2010	0001222	Morris Water Resources	8,620.00	Auto	Recycled Water Study
007999	11/18/2010	0000421	South Coast A.Q.M.D.	798.14	Auto	Permits
008000	11/22/2010	0000178	City of La Canada Flintridge	175.00	Auto	Repair & Maintenance
008001	11/22/2010	0000416	Robert Gompertz	235.32	Auto	Director Expense
008002	11/29/2010	0000170	Citistreet	1,398.28	Auto	Employee Benefits
008003	11/29/2010	0000215	Glendale Water & Power	50.00	Auto	CVWD Interconnection
008004	11/29/2010	0000259	Krieger & Stewart	9,422.68	Auto	Rehab 1W/La Canada East
008005	11/29/2010	0000277	Klauser Enterprises	300.00	Auto	Janitorial
008006	11/29/2010	0000315	MWH Laboratories	360.00	Auto	Water Quality
008007	11/29/2010	0000336	Office Depot Credit Plan	93.39	Auto	Office Supplies
008008	11/29/2010	0000350	AT&T 5929	140.96	Auto	Phones
008009	11/29/2010	0000388	Public Employees' Retirement	1,821.26	Auto	Employee Benefits
008010	11/29/2010	0000394	Pitney Bowes Purchase Power	16.63	Auto	Postage
008011	11/29/2010	0000415	Southern California Edison Co.	16,046.61	Auto	Utilities
008012	11/29/2010	0000420	The Gas Company	35.89	Auto	Utilities
008013	11/29/2010	0000420	The Gas Company	19.56	Auto	Utilities
008014	11/29/2010	0000495	Water Education Foundation	750.00	Auto	Membership
008015	11/29/2010	0001104	BANK OF AMERICA	1,853.17	Auto	Various
008016	11/29/2010	0001110	ACV Systems, LLC	2,668.51	Auto	Repair & Maintenance
008017	11/29/2010	0001169	AT&T MOBILITY #4020	241.24	Auto	Telemetry
008018	11/29/2010	0001170	Nina Jazmadarian	25.00	Auto	GM Expense
008019	11/29/2010	0001199	AT & T Mobility #0289	43.20	Auto	Telemetry
008020	11/29/2010	0001206	Allan Rosenthal & Associates	1,200.00	Auto	Accounting
008021	11/29/2010	0001207	Marlin Leasing	350.11	Auto	Copier Lease
008022	11/29/2010	0001263	FedEx	16.13	Auto	Postage
008023	11/29/2010	0001289	CHARTER COMMUNICATIONS	224.99	Auto	Surveillance
008024	11/30/2010	0001220	LCHS Engineering Club	1,500.00	Auto	Solar Cup
017347	11/24/2010	0000290	Metropolitan Water District	702,280.74	Manual	Purchased Water

Bank D Total: 919,437.71

Report Total: 919,437.71

ASSETS

ASSETS & OTHER DEBITS

11120	LAND	\$	418,998.31	
11150	MAIN PUMPING PLANT	\$	833,360.15	
11155	BERKSHIRE PUMPING STATION	\$	749,636.22	
11170	RESERVOIRS	\$	2,501,731.37	
11171	MAINS	\$	1,782,599.48	
11172	CONNECTIONS	\$	427,875.15	
11173	FHCUP	\$	1,686,891.00	
11181	AUTO AND TRUCK	\$	122,040.15	
11182	EQUIPMENT AND TOOLS	\$	323,414.27	
11183	MOBILE RADIO	\$	60,082.14	
11184	TELEMETRY SYSTEMS	\$	116,758.14	
11186	OFFICE BUILDING	\$	92,192.28	
11187	OFFICE EQUIPMENT	\$	53,205.48	
11190	OPERATIONS CENTER	\$	415,451.11	
11200	CONSTRUCTION IN PROGRESS	\$	154,994.07	
11430	OPERATIONS CENTER	\$	-156,005.72	
11450	MAIN PUMPING PLANT	\$	-669,384.09	
11455	BERKSHIRE PUMPING PLANT	\$	-299,728.54	
11460		\$	-63,258.42	
11470	RESERVOIRS	\$	-1,145,753.20	
11471	MAINS	\$	-1,015,201.55	
11472	CONNECTIONS	\$	-319,080.85	
11481	AUTO AND TRUCK	\$	-115,835.10	
11482	EQUIPMENT AND TOOLS	\$	-277,339.65	
11483	MOBILE RADIO	\$	-59,836.75	
11484	TELEMETRY SYSTEM	\$	-116,071.58	
11486	OFFICE BUILDING	\$	-63,395.48	
11487	OFFICE EQUIPMENT	\$	-37,130.48	
	<b>Total ASSETS &amp; OTHER DEBITS:</b>			\$ 5,401,207.91

CURRENT ASSETS

13130	UNION BANK - GENERAL ACCOUNT	\$	1,174,254.32	
13425	EMERGENCY FUND	\$	2,000.00	
13455	Bond, FHLBB #1	\$	499,083.33	
13525	GREAT PACIFIC SECURITIES (CASH ACCT.)	\$	10,967.87	
13560	LAIF	\$	3,492,287.13	
13710	ACCOUNTS RECEIVABLE/AGENCIES	\$	1,306,884.04	
13740	INTEREST RECEIVABLE	\$	4,828.71	
13745	ACCOUNTS RECEIVABLE/OTHER	\$	15,713.40	
14300	INVENTORY	\$	68,198.04	
14410	ACWA/JPIA PROPERTY PREPAYMENT	\$	1,536.00	
14420	ACWA/JPIA LIABILITY PREPAYMENT	\$	21,591.66	
14425	ACWA HEALTH BENEFIT PREPAYMENT (Y/E)	\$	11,252.52	
14426	DENTAL INSURANCE PAYABLE (Y/E)	\$	664.01	
14427	VISION INSURANCE PAYABLE (Y/E)	\$	224.38	
14428	LIFE/AD&D INSURANCE PAYABLE (Y/E)	\$	118.17	
14450	ACWA ADVANCE DUES PAYMENT	\$	5,202.00	
	<b>Total CURRENT ASSETS:</b>			\$ 6,614,805.58
	<b>Total ASSETS:</b>			\$ 12,016,013.49

LIABILITIES

ACCOUNTS PAYABLE

20000	ACCOUNTS PAYABLE	\$	1,087,589.36	
	<b>Total ACCOUNTS PAYABLE:</b>			\$ 1,087,589.36

CURRENT LIABILITIES

22260	RETENTION PAYABLES	\$	10,201.15	
	<b>Total CURRENT LIABILITIES:</b>			\$ 10,201.15

<b>OTHER LIABILITIES</b>			
25210	HEALTH INSURANCE	\$	-206.94
25211	DENTAL INSURANCE	\$	-112.14
25215	Section 125	\$	930.11
25231	PERS SURVIVORS BENEFIT	\$	40.00
25240	UNPAID SICK LEAVE	\$	32,276.86
25250	UNPAID VACATION	\$	55,582.26
	<b>Total OTHER LIABILITIES:</b>		<u>\$ 88,510.15</u>
	<b>Total LIABILITIES:</b>		<u>\$ 1,186,300.66</u>
<b>EQUITY</b>			
<b>INVESTMENT IN FIXED ASSETS</b>			
30101	INVESTMENT IN OFC BUILDING	\$	36,736.38
30105	INVESTMENT IN FMWD	\$	274,773.72
30110	INVESTMENT IN STATE CONTRIBUT.	\$	142,117.00
30120	INVESTMENT IN IMPROVT. DIST.	\$	524,999.00
	<b>Total INVESTMENT IN FIXED ASSETS:</b>		<u>\$ 978,626.10</u>
<b>FUND BALANCES</b>			
31100	GENERAL FUND, UNAPPROPRIATED	\$	2,206,634.67
31210	GENERAL FUND, APPROPRIATED	\$	2,104,075.00
31220	DONATED CAPITAL	\$	9,175.00
35000	RETAINED EARNINGS - PRIOR	\$	4,971,827.77
35000	Retained Earnings-Current Year	\$	559,374.29
	<b>Total FUND BALANCES:</b>		<u>\$ 9,851,086.73</u>
	<b>Total EQUITY:</b>		<u>\$ 10,829,712.83</u>
	<b>Total LIABILITIES &amp; EQUITY:</b>		<u><u>\$ 12,016,013.49</u></u>

Income Statement  
For Period 5 Ending 11/30/2010

Foothill Municipal Water District (FMW)

		Period to Date	% of Revenue	Year to Date	% of Revenue
<b>REVENUE</b>					
<b>REVENUE OPERATING</b>					
41500	SALES FOR RESALE	\$ 429,432.60	50.05%	\$ 2,911,883.90	56.66%
41506	EXCESS PENALTY COLLECTIONS	\$ 0.00	0.00%	\$ 8,910.00	0.17%
41510	CAPACITY CHARGE REVENUE	\$ 15,240.00	1.78%	\$ 76,200.00	1.48%
41511	READINESS-TO-SERVE CHARGE REVENUE	\$ 35,086.00	4.09%	\$ 174,913.64	3.40%
41600	CAPITAL & REHABILITATION CHARGE - CVWI	\$ 40,872.08	4.76%	\$ 204,360.40	3.98%
41601	CAPITAL & REHABILITATION CHARGE - KID	\$ 562.17	0.07%	\$ 2,810.85	0.05%
41602	CAPITAL & REHABILITATION CHARGE - LCID	\$ 34,935.75	4.07%	\$ 174,678.75	3.40%
41603	CAPITAL & REHABILITATION CHARGE - LFWC	\$ 2,569.50	0.30%	\$ 12,847.50	0.25%
41604	CAPITAL & REHABILITATION CHARGE - LAWC	\$ 5,352.08	0.62%	\$ 26,760.40	0.52%
41605	CAPITAL & REHABILITATION CHARGE - MCW	\$ 5,347.08	0.62%	\$ 26,735.40	0.52%
41606	CAPITAL & REHABILITATION CHARGE - RCLV	\$ 4,339.08	0.51%	\$ 21,695.40	0.42%
41607	CAPITAL & REHABILITATION CHARGE - VWC	\$ 25,257.17	2.94%	\$ 126,285.85	2.46%
41700	ADMIN & O & M CHARGES - CVWD	\$ 35,711.95	4.16%	\$ 178,559.75	3.47%
41702	ADMIN & O & M CHARGES - LCID	\$ 43,282.87	5.04%	\$ 216,414.35	4.21%
41703	ADMIN & O & M CHARGES - LFWC	\$ 10,806.61	1.26%	\$ 54,033.05	1.05%
41704	ADMIN & O & M CHARGES - LAWC	\$ 22,633.37	2.64%	\$ 113,166.85	2.20%
41705	ADMIN & O & M CHARGES - MCWC	\$ 10,872.86	1.27%	\$ 54,364.30	1.06%
41706	ADMIN & O & M CHARGES - RCLWA	\$ 19,214.63	2.24%	\$ 96,073.15	1.87%
41707	ADMIN & O & M CHARGES - VWC	\$ 51,882.25	6.05%	\$ 259,411.25	5.05%
<b>Total REVENUE OPERATING:</b>		\$ 793,398.05	92.46%	\$ 4,740,104.79	92.24%
<b>REVENUE NON-OPERATING</b>					
49150	BOARDROOM REVENUE	\$ 0.00	0.00%	\$ 12.00	0.00%
49200	INTEREST REVENUE	\$ 1,464.09	0.17%	\$ 13,812.32	0.27%
49300	TAXES AND ASSESSMENTS	\$ 2,128.28	0.25%	\$ 8,898.82	0.17%
49430	BID DOCUMENTS REVENUE	\$ 50.00	0.01%	\$ 710.00	0.01%
49455	ADMINISTRATION FEE (FHCUP)	\$ 0.00	0.00%	\$ 12,596.87	0.25%
49500	MISCELLANEOUS	\$ 39.52	0.00%	\$ 39.52	0.00%
49505	CONSERVATION REBATES (\$ ADDED)	\$ 0.00	0.00%	\$ 518.00	0.01%
49510	MWD ALLOCATED CONSERVATION \$\$\$	\$ 3,840.00	0.45%	\$ 6,171.00	0.12%
49700	ENERGY CHARGE REIMBURSEMENT - CVWC	\$ 23,895.00	2.78%	\$ 136,579.00	2.66%
49702	ENERGY CHARGE REIMBURSEMENT - LCID	\$ 18,654.00	2.17%	\$ 115,714.00	2.25%
49703	ENERGY CHARGE REIMBURSEMENT - LFWC	\$ 1,792.00	0.21%	\$ 11,639.00	0.23%
49704	ENERGY CHARGE REIMBURSEMENT - LAWC	\$ 2,361.00	0.28%	\$ 29,970.00	0.58%
49705	ENERGY CHARGE REIMBURSEMENT - MCWC	\$ 2,148.00	0.25%	\$ 16,435.00	0.32%
49707	ENERGY CHARGE REIMBURSEMENT - VWC	\$ 8,318.00	0.97%	\$ 45,832.00	0.89%
<b>Total REVENUE NON-OPERATING:</b>		\$ 64,689.89	7.54%	\$ 398,927.53	7.76%
<b>Total REVENUE:</b>		\$ 858,087.94	100.00%	\$ 5,139,032.32	100.00%
<b>GROSS PROFIT:</b>		\$ 858,087.94	100.00%	\$ 5,139,032.32	100.00%
<b>EXPENSES</b>					
<b>SOURCE OF SUPPLY</b>					
51300	Purchased Water	\$ 427,539.90	49.82%	\$ 2,882,441.90	56.09%
51510	CAPACITY CHARGE	\$ 15,240.00	1.78%	\$ 76,200.00	1.48%
51511	READINESS-TO-SERVE CHARGE	\$ 33,404.00	3.89%	\$ 163,749.64	3.19%
<b>Total SOURCE OF SUPPLY:</b>		\$ 476,183.90	55.49%	\$ 3,122,391.54	60.76%
<b>PUMPING</b>					
52310	PASADENA MUNICIPAL SERVICE	\$ 29,541.66	3.44%	\$ 190,897.42	3.71%
52320	SOUTHERN CALIFORNIA EDISON	\$ 16,036.61	1.87%	\$ 144,921.17	2.82%
52325	FHCUP Power	\$ 48,956.55	5.71%	\$ 48,956.55	0.95%
<b>Total PUMPING:</b>		\$ 94,534.82	11.02%	\$ 384,775.14	7.49%
<b>TRANSMISSION &amp; DISTRIBUTION</b>					
54105	OPERATIONS LABOR	\$ 36,713.49	4.28%	\$ 174,066.48	3.39%
54110	COST OF GOODS SOLD - INVENTORY	\$ 0.00	0.00%	\$ 18.00	0.00%
54116	WATER QUALITY LABOR	\$ 1,605.47	0.19%	\$ 7,554.84	0.15%
54121	REPAIR & MAINTENANCE/OPS OFFICE	\$ 867.78	0.10%	\$ 2,897.38	0.06%
54122	REPAIR & MAINTENANCE/DISTRIBUTION	\$ 2,878.01	0.34%	\$ 15,935.27	0.31%

Income Statement  
For Period 5 Ending 11/30/2010

Foothill Municipal Water District (FMW)

		Period to Date	% of Revenue	Year to Date	% of Revenue
<b>TRANSMISSION &amp; DISTRIBUTION</b>					
	(Continued)				
54125	SHOP OFFICE	\$ 93.39	0.01%	\$ 1,753.45	0.03%
54130	MATERIALS	\$ 121.44	0.01%	\$ 3,180.43	0.06%
54140	AUTO AND TRUCK	\$ 1,002.98	0.12%	\$ 3,575.38	0.07%
54160	RADIO AND ALARM COMMUNICATIONS	\$ 492.08	0.06%	\$ 1,811.25	0.04%
54170	TELEMETRY SYSTEM (hardware only)	\$ 665.96	0.08%	\$ 6,774.19	0.13%
54172	SECURITY/SAFETY MONITORING (OPS CTR)	\$ 60.60	0.01%	\$ 181.84	0.00%
54180	UTILITIES	\$ 1,330.91	0.16%	\$ 7,738.68	0.15%
54190	WATER QUALITY MONITORING	\$ 842.96	0.10%	\$ 21,064.41	0.41%
54192	REGULATORY COMPLIANCE/PERMITS	\$ 293.21	0.03%	\$ 3,376.44	0.07%
54195	SHOP MISCELLANEOUS	\$ 75.52	0.01%	\$ 1,539.51	0.03%
54280	SURVEILLANCE	\$ 524.99	0.06%	\$ 1,574.98	0.03%
<b>Total TRANSMISSION &amp; DISTRIBUTION:</b>		<b>\$ 47,568.79</b>	<b>5.54%</b>	<b>\$ 253,042.53</b>	<b>4.92%</b>
<b>CIP &amp; REHAB</b>					
55100	SCADA REPLACEMENT/SERVERS (SCADA/IT	\$ 1,050.00	0.12%	\$ 5,887.39	0.11%
55175	LA CANADA EAST RES. REHAB.(RE-COATING	\$ 92,148.15	10.74%	\$ 131,085.35	2.55%
55210	REHAB 3 WEST (CIP)	\$ 0.00	0.00%	\$ 45,398.91	0.88%
55230	RECYCLED WATER STUDY GRANT EXPENSE	\$ 8,040.00	0.94%	\$ 64,970.06	1.26%
55275	70E COMPLIANCE (ARC FLASH) (P-1)	\$ 0.00	0.00%	\$ 502.50	0.01%
55300	70E COMPLIANCE (ARC FLASH) (P-2)	\$ 0.00	0.00%	\$ 502.51	0.01%
55325	HIGH VOLTAGE MAINTENANCE	\$ 0.00	0.00%	\$ 1,550.00	0.03%
55330	ELECTRICAL MAINTENANCE (P-2)	\$ 0.00	0.00%	\$ 1,550.00	0.03%
55350	EARTHQUAKE VALVES/DESIGN & CONTRUC'	\$ 0.00	0.00%	\$ 150.00	0.00%
55351	EARTHQUAKE VALVE - LA CANADA WEST	\$ 375.00	0.04%	\$ 18,529.39	0.36%
55352	EARTHQUAKE VALVE - LA CRESCENTA	\$ 0.00	0.00%	\$ 15,205.00	0.30%
55450	REHAB 1 WEST (MOTOR/PUMP)	\$ 2,869.02	0.33%	\$ 7,919.43	0.15%
55700	GEN SET & UPS/OPS & ADMIN	\$ 3,990.92	0.47%	\$ 10,759.76	0.21%
<b>Total CIP &amp; REHAB:</b>		<b>\$ 108,473.09</b>	<b>12.64%</b>	<b>\$ 304,010.30</b>	<b>5.92%</b>
<b>ADMINISTRATIVE &amp; GENERAL</b>					
56105	ADMINISTRATIVE SALARIES	\$ 16,702.66	1.95%	\$ 84,276.81	1.64%
56120	LEASE EXPENSE/COPIER	\$ 350.11	0.04%	\$ 1,750.55	0.03%
56125	LEASE POSTAGE MACHINE	\$ 0.00	0.00%	\$ 209.63	0.00%
56130	MISCELLANEOUS BANK CHARGES/FEES	\$ 279.85	0.03%	\$ 1,407.93	0.03%
56210	AUTOMOBILE REIMBURSEMENT	\$ 800.00	0.09%	\$ 4,000.00	0.08%
56220	OFFICE SUPPLIES	\$ 37.83	0.00%	\$ 1,363.89	0.03%
56225	POSTAGE	\$ 464.72	0.05%	\$ 1,370.10	0.03%
56230	COMPUTER EQUIP./SOFTWARE & RELATED I	\$ 190.79	0.02%	\$ 3,217.42	0.06%
56240	SECURITY/SAFETY MONITORING (ADMIN)	\$ 0.00	0.00%	\$ 356.76	0.01%
56245	WEBSITE EXPENSE	\$ 0.00	0.00%	\$ 1,875.00	0.04%
56250	UTILITY EXPENSES	\$ 1,076.10	0.13%	\$ 7,630.79	0.15%
56258	REPAIR & MAINTENANCE ADMIN.	\$ 334.50	0.04%	\$ 7,878.37	0.15%
56260	PAYROLL SERVICES	\$ 231.26	0.03%	\$ 1,237.90	0.02%
56310	PROPERTY INSURANCE	\$ 384.00	0.04%	\$ 1,920.00	0.04%
56320	LIABILITY INSURANCE	\$ 2,159.17	0.25%	\$ 10,572.59	0.21%
56340	WORKERS COMP INSURANCE	\$ 0.00	0.00%	\$ 5,957.00	0.12%
56410	HEALTH INSURANCE	\$ 11,128.82	1.30%	\$ 58,546.50	1.14%
56420	LIFE INSURANCE	\$ 112.95	0.01%	\$ 693.14	0.01%
56430	LONG TERM DISABILITY INSURANCE	\$ 177.42	0.02%	\$ 857.09	0.02%
56435	DENTAL INSURANCE	\$ 623.40	0.07%	\$ 3,494.39	0.07%
56436	VISION INSURANCE	\$ 207.12	0.02%	\$ 1,242.72	0.02%
56440	Cal PERS Retirement	\$ 1,798.06	0.21%	\$ 214,984.79	4.18%
56445	CalPERS 457 ER Match	\$ 798.28	0.09%	\$ 4,595.36	0.09%
56455	PAYROLL TAX	\$ 895.79	0.10%	\$ 4,544.23	0.09%
56460	LONGEVITY PAY	\$ 1,410.00	0.16%	\$ 1,410.00	0.03%
56600	PASA LEASE/PIPELIN AGRMT	\$ 0.00	0.00%	\$ 3,593.00	0.07%
56810	DIRECTOR FEES	\$ 941.28	0.11%	\$ 6,706.62	0.13%
56815	MWD REPRESENTATIVE	\$ 117.66	0.01%	\$ 2,823.84	0.05%
56820	DIRECTOR EXPENSE	\$ 1,695.28	0.20%	\$ 5,836.15	0.11%
56829	IT SERVICES	\$ 1,460.00	0.17%	\$ 9,200.00	0.18%
56830	LEGAL SERVICE	\$ 5,641.60	0.66%	\$ 17,584.26	0.34%
56840	AUDIT SERVICE	\$ 0.00	0.00%	\$ 4,000.00	0.08%
56841	LAFCO Fees	\$ 0.00	0.00%	\$ 1,974.83	0.04%
56845	CONFERENCES, SEMINARS, & WORKSHOPS	\$ 1,748.27	0.20%	\$ 3,046.27	0.06%

Income Statement  
For Period 5 Ending 11/30/2010

Foothill Municipal Water District (FMW)

		Period to Date	% of Revenue	Year to Date	% of Revenue
<b>ADMINISTRATIVE &amp; GENERAL</b>					
	(Continued)				
56850	GENERAL MANAGER EXPENSE	\$ 65.00	0.01%	\$ 265.00	0.01%
56860	MEMBERSHIP/DUES/LICENSES	\$ 870.00	0.10%	\$ 10,170.50	0.20%
56865	SUBSCRIPTIONS	\$ 52.00	0.01%	\$ 187.00	0.00%
56870	EMPLOYEE EDUCATION	\$ 0.00	0.00%	\$ 623.00	0.01%
56880	PUBLIC INFORMATION/ADVERTISING	\$ 0.00	0.00%	\$ 225.00	0.00%
56885	WATER CONSERVATION	\$ 1,600.00	0.19%	\$ 8,057.62	0.16%
56887	SYNTHETIC TURF REBATE EXPENSE	\$ 0.00	0.00%	\$ 351.00	0.01%
56889	RAIN BARREL REBATE	\$ 2,500.00	0.29%	\$ 2,500.00	0.05%
56890	MISCELLANEOUS	\$ 0.00	0.00%	\$ 254.20	0.00%
<b>Total ADMINISTRATIVE &amp; GENERAL:</b>		<b>\$ 56,853.92</b>	<b>6.63%</b>	<b>\$ 502,791.25</b>	<b>9.78%</b>
<b>OTHER OPERATING EXPENSES</b>					
57320	ACCOUNTING	\$ 1,200.00	0.14%	\$ 4,833.97	0.09%
57340	URBAN WATER MANAGEMENT PLAN/CONSU	\$ -14,124.80	-1.65%	\$ 313.30	0.01%
57350	INVENTORY MODULE SET-UP	\$ 0.00	0.00%	\$ 7,500.00	0.15%
<b>Total OTHER OPERATING EXPENSES:</b>		<b>\$ -12,924.80</b>	<b>-1.51%</b>	<b>\$ 12,647.27</b>	<b>0.25%</b>
<b>Total EXPENSES:</b>		<b>\$ 770,689.72</b>	<b>89.81%</b>	<b>\$ 4,579,658.03</b>	<b>89.12%</b>
<b>NET INCOME FROM OPERATIONS:</b>		<b>\$ 87,398.22</b>	<b>10.19%</b>	<b>\$ 559,374.29</b>	<b>10.88%</b>
<b>EARNINGS BEFORE INCOME TAX:</b>		<b>\$ 87,398.22</b>	<b>10.19%</b>	<b>\$ 559,374.29</b>	<b>10.88%</b>
<b>Net Income (Loss):</b>		<b>\$ 87,398.22</b>	<b>10.19%</b>	<b>\$ 559,374.29</b>	<b>10.88%</b>

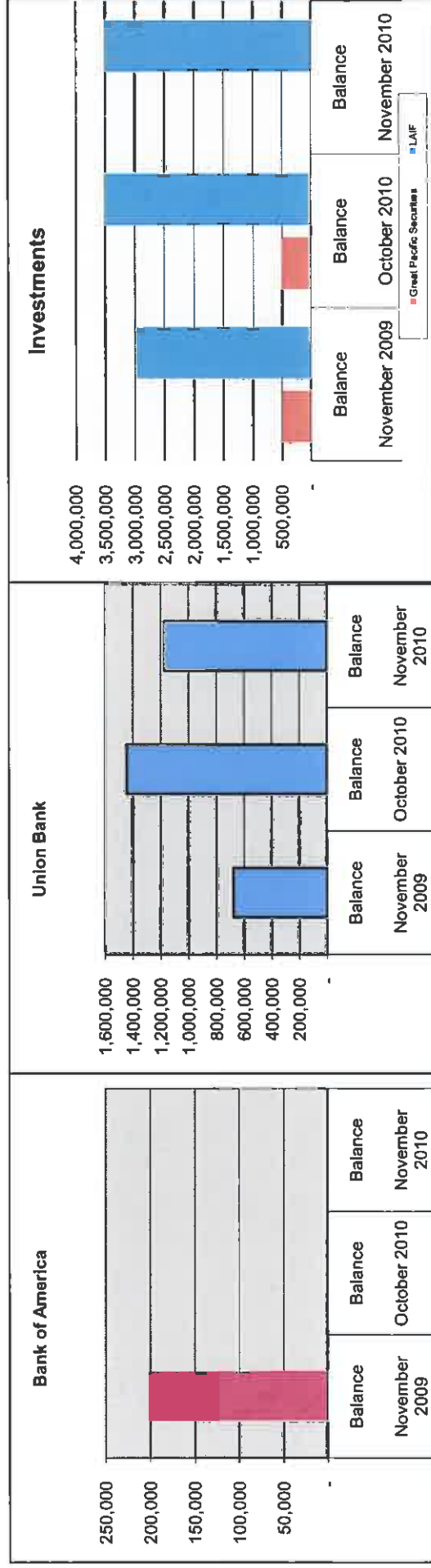
**BUDGET VS. ACTUAL**

	<b>Adopted 2010-2011 Budget (based on 10,000 AF of sales)</b>	<b>Actual Year to Date 11/30/2010</b>	<b>Remaining Budget Difference</b>	<b>% of Budget Spent 11/30/2010</b>
Acre Feet Sold	10,000	4,153.9	5,846	42%
<b>REVENUES</b>				
<b>1. Operating Revenues</b>				
Sales for Resale	\$ 11,033,293	\$ 4,740,105	\$ 6,293,188	43%
<b>2. Non-Operating Revenues</b>				
Interest earnings	\$ 20,000	\$ 13,812	\$ 6,188	69%
Taxes	\$ 75,000	\$ 8,899	\$ 66,101	12%
Insurance Refunds	\$ -	\$ -	\$ -	0%
FHCUP Reimbursement (Put Power)	\$ -	\$ -	\$ -	0%
FHCUP Admin Reimbursement	\$ 12,600	\$ 12,597	\$ 3	100%
Energy Charge Reimbursement	\$ 758,636	\$ 356,169	\$ 402,467	47%
Other	\$ -	\$ 7,451	\$ (7,451)	0%
	<b>\$ 866,236</b>	<b>\$ 398,928</b>	<b>\$ 467,309</b>	
<b>TOTAL REVENUE</b>	<b>\$ 11,899,529</b>	<b>\$ 5,139,032</b>	<b>\$ 6,760,496</b>	
<b>EXPENSES</b>				
<b>1. Commodity Costs</b>				
MWD water purchases	\$ 7,881,736	\$ 3,122,392	\$ 4,759,344	40%
Power	\$ 758,636	\$ 384,775	\$ 373,861	51%
FHCUP GW Power and O&M	\$ -	\$ -	\$ -	0%
Power-FHCUP	\$ -	\$ -	\$ -	0%
	<b>\$ 8,640,372</b>	<b>\$ 3,507,167</b>	<b>\$ 5,133,205</b>	
<b>2. Wages &amp; Employee Benefits</b>				
Administration	\$ 208,194	\$ 84,277	\$ 123,917	40%
O&M	\$ 480,862	\$ 181,621	\$ 299,241	38%
Benefits	\$ 450,548	\$ 296,325	\$ 154,223	66%
	<b>\$ 1,139,604</b>	<b>\$ 562,223</b>	<b>\$ 577,381</b>	
<b>3. Repairs &amp; Maintenance</b>				
Maintenance + Service	\$ 148,000	\$ 25,736	\$ 122,264	17%
Materials	\$ 35,000	\$ 3,198	\$ 31,802	9%
Telemetry & Communications	\$ 22,500	\$ 8,585	\$ 13,915	38%
Utilities	\$ 25,000	\$ 7,739	\$ 17,261	31%
Water Quality Monitoring	\$ 30,000	\$ 21,064	\$ 8,936	70%
Miscellaneous	\$ 6,000	\$ 5,098	\$ 902	85%
	<b>\$ 266,500</b>	<b>\$ 71,421</b>	<b>\$ 195,079</b>	
<b>4. Administration and General</b>				
Office expense/insurances	\$ 161,390	\$ 44,790	\$ 116,600	28%
Pasa. license agrmt	\$ 4,000	\$ 3,593	\$ 407	90%
Miscellaneous	\$ 26,500	\$ 16,746	\$ 9,754	63%
Water Conservation	\$ 50,000	\$ 10,909	\$ 39,091	22%
Director fee/expense	\$ 51,383	\$ 15,367	\$ 36,016	30%
Director Election Costs	\$ 65,000	\$ -	\$ 65,000	0%
	<b>\$ 368,273</b>	<b>\$ 91,404</b>	<b>\$ 266,869</b>	
<b>5. Professional Services</b>				
Legal, Audit & Professional Svcs.	\$ 89,000	\$ 26,418	\$ 62,582	30%
IT Services	\$ 25,000	\$ 9,200	\$ 15,800	37%
Consulting Services	\$ 70,000	\$ 7,813	\$ 62,187	11%
	<b>\$ 184,000</b>	<b>\$ 43,432</b>	<b>\$ 140,568</b>	
<b>6. Capital Improvements &amp; Rehab</b>				
	\$ 1,263,820	\$ 304,010	\$ 949,810	24%
<b>7. Equipment Replacement</b>				
	\$ 12,000	\$ -	\$ 12,000	0%
<b>TOTAL EXPENSE</b>	<b>\$ 11,854,668</b>	<b>\$ 4,579,657</b>	<b>\$ 7,274,911</b>	39%
<b>INCOME/(LOSS)</b>	<b>\$ 44,960</b>	<b>\$ 559,375</b>	<b>\$ (514,415)</b>	
<b>DEPRECIATION EXPENSE</b>	<b>\$ 226,069</b>	<b>\$ -</b>	<b>\$ 226,069</b>	0%
<b>Total Expenses</b>	<b>\$ 12,080,637</b>	<b>\$ 4,579,657</b>	<b>\$ 7,500,980</b>	38%
<b>Income/(Loss)</b>	<b>\$ (181,109)</b>	<b>\$ 559,375</b>	<b>\$ (740,484)</b>	
<b>Use of Water Resource Fund</b>	<b>\$ 50,000</b>	<b>\$ 10,909</b>	<b>\$ 39,091</b>	22%
<b>Use of Previously Collected CIP Charge</b>	<b>\$ 131,109</b>		<b>\$ 131,109</b>	0%
<b>Net Income/(Loss)</b>	<b>\$ 0</b>	<b>\$ 570,284</b>	<b>\$ (570,284)</b>	

**FOOTHILL MUNICIPAL WATER DISTRICT  
TREASURER'S REPORT  
NOVEMBER 2010**

<u>Account Type</u>	<u>Financial Institution</u>	<u>November 2009 Balance</u>	<u>October 2010 Balance</u>	<u>November 2010 Balance</u>	<u>Fixed or Current %</u>	<u>Maturity Date</u>	<u>Monthly Interest Earned</u>	<u>Payout or Bond Type</u>
Checking	Bank of America	\$ 201,383.85	\$ -	\$ -	-	-	-	-
Checking	Union Bank	\$ 677,299.94	\$ 1,442,075.86	\$ 1,174,254.32	-	-	-	-
Investment	LAIF	\$ 2,973,841.53	\$ 3,492,287.13	\$ 3,492,287.13	0.454	-	1,337.00	-
Investment-FHLB #1	Great Pacific Securities	\$ 500,000.00	\$ 508,591.43	-	-	11/16/2015	-	FFCB
Investment-FHLB #2	Great Pacific Securities	\$ -	\$ -	\$ 500,000.00	-	-	1.60	FFCB

This statement certifies that (1) all investment action executed since last month's report has been made in full compliance with the Foothill Municipal Water District's Investment Policy, and (2) the District will meet its expenditure obligations for the next six months as required by CGC 53646 (b)(2) and (3), respectively.



**Certified**

\_\_\_\_\_  
Treasurer

**Approved**

\_\_\_\_\_  
Finance Committee

**FOOTHILL MUNICIPAL WATER DISTRICT  
DIRECTOR COMPENSATION & EXPENSE REIMBURSEMENT**

**REPORT  
MONTH OF NOVEMBER 2010**

**FMWD Meetings Attended other than Regular Board Meetings**

GOMPERZ	ACWA Urban Water Plan W/Shop	10-25-10/26/10	117.66	235.32
			<b>Total:</b>	<b>235.32</b>
ATWATER	CVWD Board Meeting	10-5-10	117.66	117.66
	CV Town Council (Water Rates)	10-6-10	117.66	117.66
	CVWD Board Meeting/Pasadena FMWD Meeting	10-19-10	117.66	117.66
			<b>Total:</b>	<b>352.98</b>
				<b>588.30</b>

**Reimbursements**

GOMPERZ	ACWA Fall Conference	11/29-12/3/10		1459.96
			<b>Total:</b>	<b>1459.96</b>

**MWD Meetings Attended by MWD Representative**

EDWARDS	FMWD Board Meeting	10-18-10	117.66	117.66
			<b>Total:</b>	<b>117.66</b>



## December 2010 Board Letter

**Date:** 12/15/2010

**To:** Board of Directors

**From:** General Manager

**RE:** District Memberships

**Consent Item:** 5.3

---

**Recommendation:** It is recommended that the Board discuss the attached listing of organizations in which Foothill is a member and approve payment of 2011 dues to the listed organizations with approval of any annual dues exceeding \$1,000 to be presented individually for Board approval.

---

Attached for Board discussion and appropriate action is a listing of organizations in which Foothill is a member. The Board typically approves memberships to organizations at its December Board meeting.

The total should the Directors approve memberships to all organizations shown on the attached list is \$13,795.50.

It is recommended that the Board discuss the attached listing of organizations in which Foothill is a member and approve payment of 2011 dues to the listed organizations with approval of any annual dues exceeding \$1,000 to be presented individually for Board approval.

**Prior Board Action:**

December 2011

**Impact on Budget:**

Expenditure of \$13,795.50 of budgeted funds.

**ORGANIZATIONS RECOMMENDED FOR CONTINUED MEMBERSHIP AND  
MEMBERSHIP COSTS IN 2010**

American Water Works Association—California-Nevada Section \$610.00

The American Water Works Association is an international organization dealing with the many aspects of procurement, treatment, and delivery of water for many and varied purposes. It is the principal technical association of the water industry. To provide for more active participation in association activities, it is further divided into sections that represent smaller geographic areas. The local unit is the California-Nevada Section that includes the whole of two states. Several District employees are members of this association.

Association of California Water Agencies (ACWA) \$8486.50

ACWA is a statewide organization of public districts, public agencies, associations, and mutual water companies with principal concerns in the development, conservation, distribution, and control of water both municipally and agriculturally. Its purposes are to provide a forum for the exchange and dissemination of information and knowledge, and to support or oppose proposed legislation affecting its members and proactively respond to legislation and regulations. FMWD joined in 1955. ACWA membership includes participation in the ACWA/JPIA insurance programs and the ACWA-USA electrical energy purchase program.

California Urban Water Conservation Council \$1520.00

Membership in CUWCC is held by all organizations that have signed the Memorandum of Understanding (MOU) regarding urban water conservation committing to implementation of practical Best Management Practices (BMPs). MWD matches our contribution.

California Utilities Emergency Association (CUEA) \$500.00

CUEA provides structure for efficient communications and coordination among government agencies and public and private utilities throughout the state.

Colorado River Water Users Association \$60.00

CRWUA is a non-profit, non-partisan organization, formed to plan, study, formulate and advise on ways to protect and safeguard the interest of all who use the Colorado River.

Foundation for Cross-Connection Control and Hydraulic Research \$ 120.00

Federal law requires water suppliers to protect their water systems from contamination or pollution by cross-connections. The FCCCHR maintains a strong cross-connection control program under the auspices of the University of Southern California.

San Gabriel Valley Water Association \$ 100.00

Voluntary organization representing water purveyors as well as other groups having a stake in water issues in the San Gabriel Valley. It was formed in 1955 to promote, maintain, and coordinate the adequate supply and quality of water delivered to consumers in the valley.

Southern California Water Committee \$850  
 SCWC is a nonprofit, nonpartisan, public education partnership dedicated to informing Southern Californians about our water needs and our state's water resources. A cooperative effort of business, government, water agencies, agriculture, and public interests

Water Agency Response Network (WARN) \$ -0-  
 WARN's purpose is to provide mutual assistance to water agencies under emergency conditions.

Water Education Foundation \$750.00  
 The mission of the nonprofit Water Education Foundation is to develop and implement education programs leading to a broader understanding of water issues and to resolution of water problems. This mission is carried out through publication of Western Water, a bimonthly magazine, and the Layperson's Guide series, which is updated periodically; production of the California and Colorado River water maps, educational programs for students at all grade levels; tours of water-significant areas of the state; the sponsorship of yearly media workshops and executive briefings, and participation in Water Awareness Month.

Chambers of Commerce

Altadena	\$120.00
California Chamber of Commerce	399.00
Crescenta Valley	140.00
La Canada Flintridge	140.00



## December 2010 Board Letter

**Date:** 12/15/2010

**To:** Board of Directors

**From:** General Manager

**RE:** Authorize Repair of Booster 1 West Motor

**Action Item:** 7.1

---

**Recommendation:** It is recommended that the Board authorize the General Manager to enter into an agreement with Brithinee Electric for \$16,001.79 and authorize another 10% or \$1,600 for contingencies for a total authorization of \$17,601.79.

---

On September 18, 2010 the Board authorized the General Manager to enter into an agreement with Krieger and Stewart, Inc. for engineering services related to the replacement of Booster Pump 1 West. At its November 2010 meeting, the Board awarded the contract to fabricate a new pump to Mehta Mechanical Company, Inc.

In addition to the fabrication of a new pump the booster requires, the motor was pulled and was sent to Brithinee Electric for evaluation. As with other motors that have been previously rehabilitated, this motor now needs rewinding. The cost for that is \$16,001.79. (Quote attached.)

**Prior Board Action:**

March 2010 authorized \$19,000 for Krieger and Stewart engineering services. (\$15,000 budgeted)

November 2010 authorized up to \$53,900 for replacement of Pump 1 West to Mehta Mechanical.

**Impact on Budget:**

Up to \$17,601.79 of \$65,000 of budgeted funds.

# BRITHINEE ELECTRIC

620 South Rancho Ave. Colton, CA 92324-3243  
 Phone 909-825-7971 FAX: 909-825-6312

**71945**  
 REFER TO THIS NUMBER WHEN CALLING

FOOT686  
**SOLD** Foothill Municipal W.D.  
**TO:** P.O. Box 686  
 La Canada CA 91011-2601  
**CONTACT:** Robert Steward  
**PHONE:** Cell 818-800-1963 Territory Terms  
**FAX:** rsteward@fmwd.com DB 1%-10/Net 30

**THIS IS NOT AN INVOICE. DO NOT PAY.**  
**SHIP** Foothill Municipal W.D. c/o General Pump  
**TO:** 159 N. Acacia  
 San Dimas CA 91773  
 County LA

B.E. ORDER NUMBER 71945	ORDER DATE 1/9/2010	SALES MAN	P.O. NUMBER Verbal	SHIP VIA Our truck	SHIP DATE
----------------------------	------------------------	-----------	-----------------------	-----------------------	-----------

DESCRIPTION OF REPAIR ITEM:	Brand	GE VSS Motor	End	ODP	AC Volts	AS FOUND	AS LET
	Type or Spec	K	Rating	250 HP	AC Amps	2300	57.9
	Model or Cat	5K6287XH601A	Frame	6287P20	Rotor Data		
	Ser. or ID	DPJ426075 (mfd Apr '78)	Speed	1800 RPM	Arm Volts		
					Arm Amps		
					Field Volts		
					Field Amps		

**Tasks Performed**  
 Assess core per EASA Tech Note #17; rewind stator with OmniSeal coils; VPI; epoxy-dip and bake to cure; clean and inspect parts; measure brg hsgs and shaft jrnls and compare to ABMA Std 7 k5 and H6 fits; metalspray and remachine worn upper bearing mount; dynamically balance rotor; replace bearings, space heaters, and oil sight glasses; reassemble and test.

QNTY	ITEM NO.	DESCRIPTION	PRICE EA	EXTENSION
2	31026	Bearing 7226	\$672.54	\$1345.08
1	31186	Bearing 6219-C3	\$156.64	\$156.64
3	4510	Balancing Labor	\$96.54	\$289.62
2	4550	Shop Labor	\$81.56	\$163.12
2	391	Electrofilm 112000-251	\$147.50	\$295.00
3*	4540	Machine Labor, upper bearing mount	\$96.54	\$289.62
2	4350	Oil sight glass	\$60.00	\$120.00
1*	4490	Rewind materials *	\$4388.00	\$4388.00
1	4500	Rewind Labor	\$8340.00	\$8340.00

**CUSTOMER INSTRUCTIONS**  
 I understand the above is an estimate for repairs. Please:  
 PROCEED WITH REPAIRS.  ANALYZE ONLY  STOP. I'LL CALL YOU!  
 Use P.O.# \_\_\_\_\_ Signed \_\_\_\_\_ Date \_\_\_\_\_  
**PLEASE FAX THIS AUTHORIZATION TO 909-825-6312**

Labor	\$9082.36	Shipping Charges		Subtotal	\$15387.08
Parts & Mat'ls	\$6304.72	Amount Taxable	\$6304.72		
9.75 % Tax Rate		Sales Tax	\$614.71		
		Grand Total	\$16001.79		



## December 2010 Board Letter

**Date:** 12/15/2010

**To:** Board of Directors

**From:** General Manager

**RE:** High Voltage Maintenance and Electrical Maintenance

**Action Item:** 7.2

---

**Recommendation:** It is recommended that the Board authorize the General Manager to enter into an agreement with Hampton Tedder to perform the electrical maintenance at the Arroyo Pump Station and Berkshire Pump Station for \$19,100 with a 10% contingency of \$1,910.

---

In June 2010, the District hired Fitch Electrical Services Inc. to assist in developing a bid invitation package for electrical maintenance and then reviewing submitted bids for best qualified applicant. This is not a public works bid thus the District does not need to award to the lowest qualified bidder.

In October 2010, a notice was posted inviting bids for electrical maintenance at both the Arroyo Pump Station and Berkshire Pump Station. A bid walk was held in November and bids were due December 6, 2010.

Four bids were received as follows:

Bidder	Dollar Amount
Edison ESI	\$28,943
Emerson Electrical Reliability Services	\$17,485
Hampton Tedder	\$19,100
Tony Demaria Electric	\$97,799

Based on a combination of bid dollar amount and qualifications of the bidders, Fitch Electrical Services recommends that the District hire Hampton Tedder to perform the electrical maintenance at the Arroyo Pump Station and Berkshire Pump Station.

**Prior Board Action:**

None

**Impact on Budget:**

Up to \$21,010 of \$60,000 of budgeted funds.



## December 2010 Board Letter

**Date:** 12/15/2010

**To:** Board of Directors

**From:** General Manager

**RE:** Tier 2 Charges

**Action Item:** 7.3

---

**Recommendation:** It is recommended that the Board wave the assessment of Tier 2 charges to retail agencies for that water taken for replenishment purposes up until the District is assessed Tier 2 charges. At such time, Tier 2 charges will be assessed on a pro-rata basis as described in this letter.

---

At its December 2010 meeting, Metropolitan Water District of Southern California's (MWD) Board approved an amended 2010/11 Water Management Program. The following are the terms to the Program:

- It allows for the delivery of replenishment water through June 30, 2011.
- There would be no call on the water and agencies would not need to enter into agreements with MWD to receive deliveries.
- The water would be purchased at the Tier 1 or Tier 2 rate in effect at the time of delivery plus MWD's readiness-to-serve charge. These deliveries would be exempted from the capacity charge. The water would be excluded from the member agency's allocation accounting when it is delivered.
- Operating plans would need to be developed by the agency and it would need to certify deliveries under the Program. The certification must be completed within three months of delivery.

There is interest among the District's retail agencies of taking these deliveries. However, they risk purchasing the water at Tier 2 water rates which, in 2011, will be \$125 per acre-foot more than Tier 1. To reduce the risk, a waiver on the Tier 2 charge is being sought for that water taken and used to replenish the basin as qualifies under the 2010/11 Water Management Program as long as the District overall is not assessed Tier 2 rates by MWD.

All FMWD charges would continue to be applied to this water and the water would be included in FMWD's ten-year rolling average for the calculation of future charges.

### **Background**

To provide some background, the District has an MWD Tier 1 allocation of 10,997 acre-feet per calendar year based on historic MWD purchases. All water purchased up to that allocation is paid at the Tier 1 rates by the District. Any water purchased above that amount is paid at the Tier 2 rates. (This is different than the allocation of water under the Water Surplus and Drought Management Program which has stiff penalties.)

The District breaks its allocation down further by retail agency based on their historic purchases. Any water that a retail agency purchases above its individual Tier 1 allocation is paid at the Tier 2 rate even if the District overall has not exceeded its Tier 1 allocation. The District does not budget for this revenue to offset expenses during the current fiscal year. Rather, the excess Tier 2 revenue is placed in the Water Resource and Conservation Fund.

The money in that fund is then used to offset the costs of the conservation program and for the development of water resources. (Currently, it is being used to offset conservation only.) The balance in the Fund is about \$138,000.

The retail agencies' allocation along with current year purchases (through November 2010) and remaining allocation can be seen in the table below (Table 1).

**Table 1: Retail Agencies Current Year Purchases**

	Tier 1 Allocation	Total Purchases through November 2010	Remaining
CVWD	2,154	1,600	554
LCID	2,591	2,040	551
LFWC	699	479	220
LAWC	1,597	1,382	215
MCWC	670	569	101
RCLWA	934	388	546
VWC	2,352	2,166	186
FMWD	10,997	8,624	2,373

Please note that although the District is overall significantly lower than its Tier 1 allocation, Valley Water Company may go above its allocation depending on demands and pay Tier 2 charges for this year.

#### Example

An example of the way Tier 2 charges would be calculated is described in this section if the Board decides to waive the Tier 2 surcharge for replenishment. Table 2 reflects a sample water purchase pattern from the retail agencies.

In the example, three retail agencies take replenishment deliveries of 1,000 acre-feet. The remaining amount of Tier 1 allocation available to the agencies and the District is reflected in column 3.

The retail agencies also purchase firm water. Total purchases of both replenishment and firm water are 12,594 acre-feet (Column 3 plus Column 5) and the District has gone over its Tier 1 allocation by 1,597 acre-feet. Thus it owes MWD \$199,625 (1,597 acre-feet \* \$125 per acre-foot).

Normally, the District would collect 2,034 acre-feet of Tier 2 charges from its retail agencies (\$254,250) and place the excess collection in the Water Resource and Conservation Fund. The 2,034 acre-feet is the sum of all the overages (Column 7). However, three of the agencies have not used their entire Tier 1 allocation for a total of 437 acre-feet. This underuse can be applied to the agencies that have gone over their Tier 1 allocation and purchased replenishment water.

The two agencies, LAWC and VWC, would share the 437 acre-feet of underuse proportionate to the amount of replenishment water purchased. RCLWC would not share in the underused Tier 1 allocation since it has not gone above its own Tier 1 allocation. Thus,

12/15/2010

Board Letter: Tier 2 Charges

LAWC would pay the Tier 1 rate on about 73 acre-feet of its 150 acre-feet of replenishment and VWC would pay Tier 1 rate on about 364 acre-feet of its 750 acre-feet of replenishment. The balance would be paid at the Tier 2 rate plus applicable other charges.

**Prior Board Action:**

None

**Impact on Budget:**

None

Column 1	Column 2	Column 3	Column 4	Column 5	Column 6	Column 7	Column 8	Column 9	Column 10
	Tier 1 Allocation	Replenishment Purchases	Remaining After Replenishment	Firm Purchases	Remaining Tier 1	Normal Tier 2 Payment	Prorate Replenishment for Over Agencies	Proportion of Unused Tier 1 (437 AF)	Actual Tier 2 Payment
CVWD	2,154	-	2,154	1,800	354	-	0%	-	-
LCID	2,591	-	2,591	2,900	(309)	309	0%	-	309.0
LFWC	699	-	699	650	49	-	0%	-	-
LAWC	1,597	150	1,447	1,984	(537)	537	17%	72.8	464.2
MCWC	670	-	670	760	(90)	90	0%	-	90.0
RCLWA	934	100	834	800	34	-	0%	-	-
VWC	2,352	750	1,602	2,700	(1,098)	1,098	83%	364.2	733.8
FMWD	10,997	1,000	9,997	11,594	(1,597)	2,034	100%	437.0	1,597.0



# December 2010 Board Letter

**Date:** 12/15/2010

**To:** Board of Directors

**From:** General Manager

**RE:** General Manager's Report

**Staff Report:** 9.0

---

## 9.1 Operations/Sales Summary

Attached to the report are six charts and two tables that reflect Foothill's purchases and sales. The first chart illustrates how Foothill is performing compared with Tier 1 allocation and last year's firm sales. The blue line on the first chart reflects firm purchases from Metropolitan for calendar year 2010 of 8,527 AF. For comparison purposes, the fuchsia line shows firm purchases for calendar year 2009 of about 10,928 AF. The yellow line shown horizontally across reflects Foothill's Tier 1 maximum of 10,977 AF.

The second chart reflects total sales to member agencies for the month of November. The third chart reflects calendar year 2010 firm sales to date to member agencies in comparison to each agency's Tier 1 maximum allocation. The fourth chart compares water sales by month for fiscal years 2009-2010 and 2010-2011 for the District. The fifth chart compares water sales by month for fiscal years 2009-2010 and 2010-2011 for the retail agencies. The sixth chart compares total water use for fiscal years 2009-2010 and 2010-2011. For the month of November, there has been 23% decrease in total water usage by agencies and 11% cumulative drop since the beginning of the fiscal year.

The two tables attached provide the detailed data for the charts referenced above.

## 9.2 Member Agency Allocation Tracking

Foothill's original allocation from Metropolitan for July through October is 5,927 AF. Purchases have been about 4,116 AF or about 1,811 AF less than its allocation (31%). These allocation numbers are adjusted as the year progresses when actual local production and Metropolitan deliveries occur. Based on the original allocation, no agencies have taken more than their allocation from Foothill (Table 3). Chart 7 reflects the data for Foothill and Chart 8 reflects the data for the member agencies using original numbers.

## 9.3 Rebate Tracking

As of 12/9/10, \$3,000 has been refunded to customers for High Efficiency Toilets leaving \$9,500 for further refunds. \$2,500 has been refunded for rain barrel installation with \$2,500 remaining in the budget. \$8,719 has been refunded for turf replacement. Applications have been submitted by 25 additional customers for refunds, which once completed, would result in refunds of up to \$18,646. Assuming that all of these refunds occur, there would be \$10,635 remaining.

## 9.4 Foothill Water Conservation Corps

No activity.

## 9.5 Water Supply Update

Lake Powell is currently at 60% of its 24.3 MAF capacity and Lake Mead is at 39% of its 25.9 MAF capacity. The state share of San Luis is about 1.3 MAF or about 64% of capacity. Lake Oroville is at 1.75 MAF or 50% of capacity. Diamond Valley Lake is about 610 TAF. It is

expected that DVL will be at about 620,000 AF by the end of the year. Metropolitan expects supplies of about 1.1 MAF from the Colorado River Aqueduct. The initial allocation for the State Water Project for 2011 is 25% or 500,000 AF.

#### **9.6 Great Pacific Securities**

On December 14, 2010 Foothill purchased a \$500,000 Treasury Bill through Great Pacific Securities below par, at a yield of 2.0008% with an expiration date of 11/30/2015.

#### **9.7 Arroyo Verde Award**

Last week the District received an Arroyo Verde Award from the Arroyo Seco Foundation. The award was for our conservation programs for "greening the Arroyo". The District would like to thank all that made this award possible particularly Karen Oblak with the District and Christy Scott and Natalie Bellissimo with Crescenta Valley Water District.

#### **9.8 Other**

Chart 1

### Calendar Year Firm Water Purchases

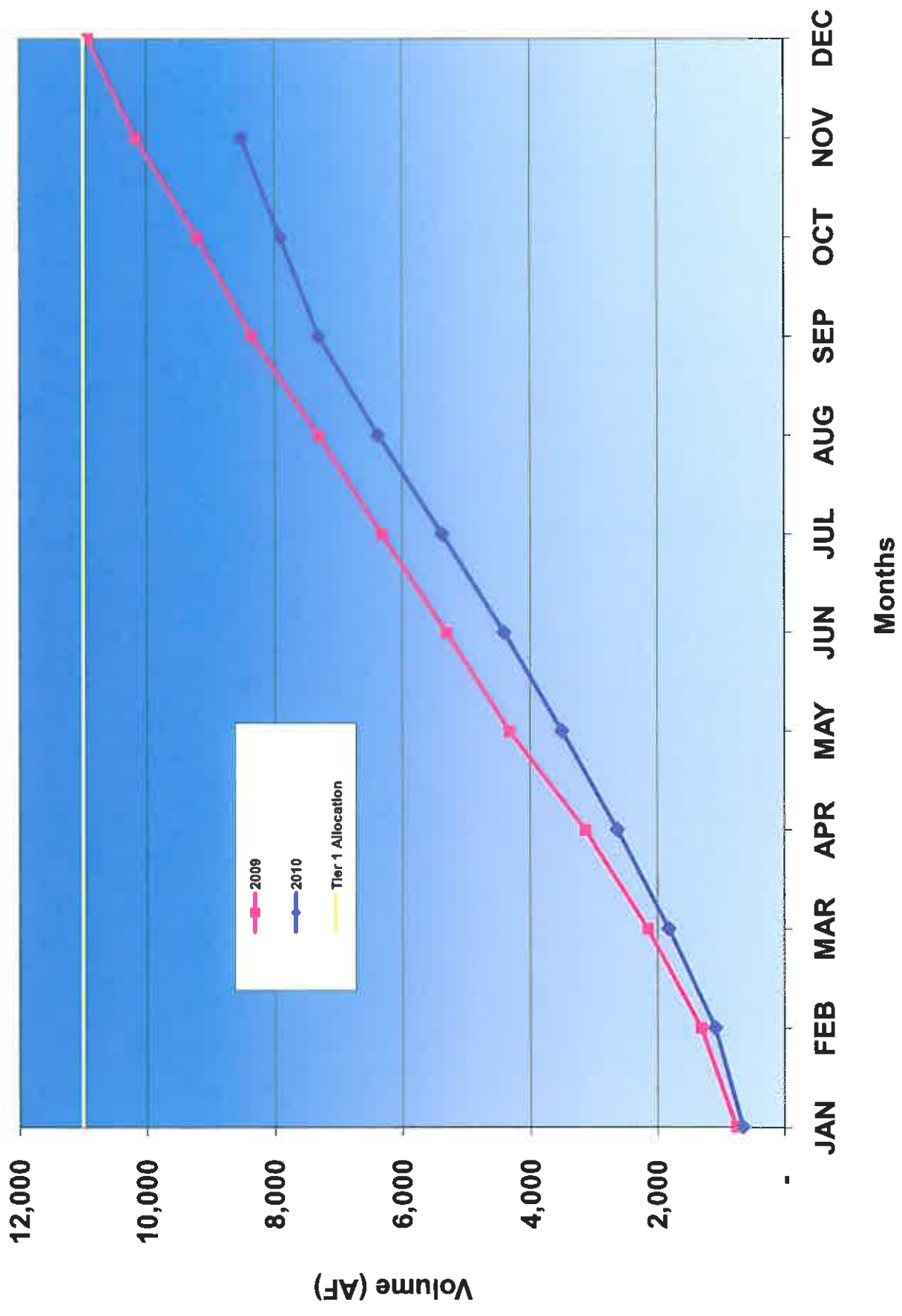


Chart 2

### FMWD Agency Total Sales for November 2010

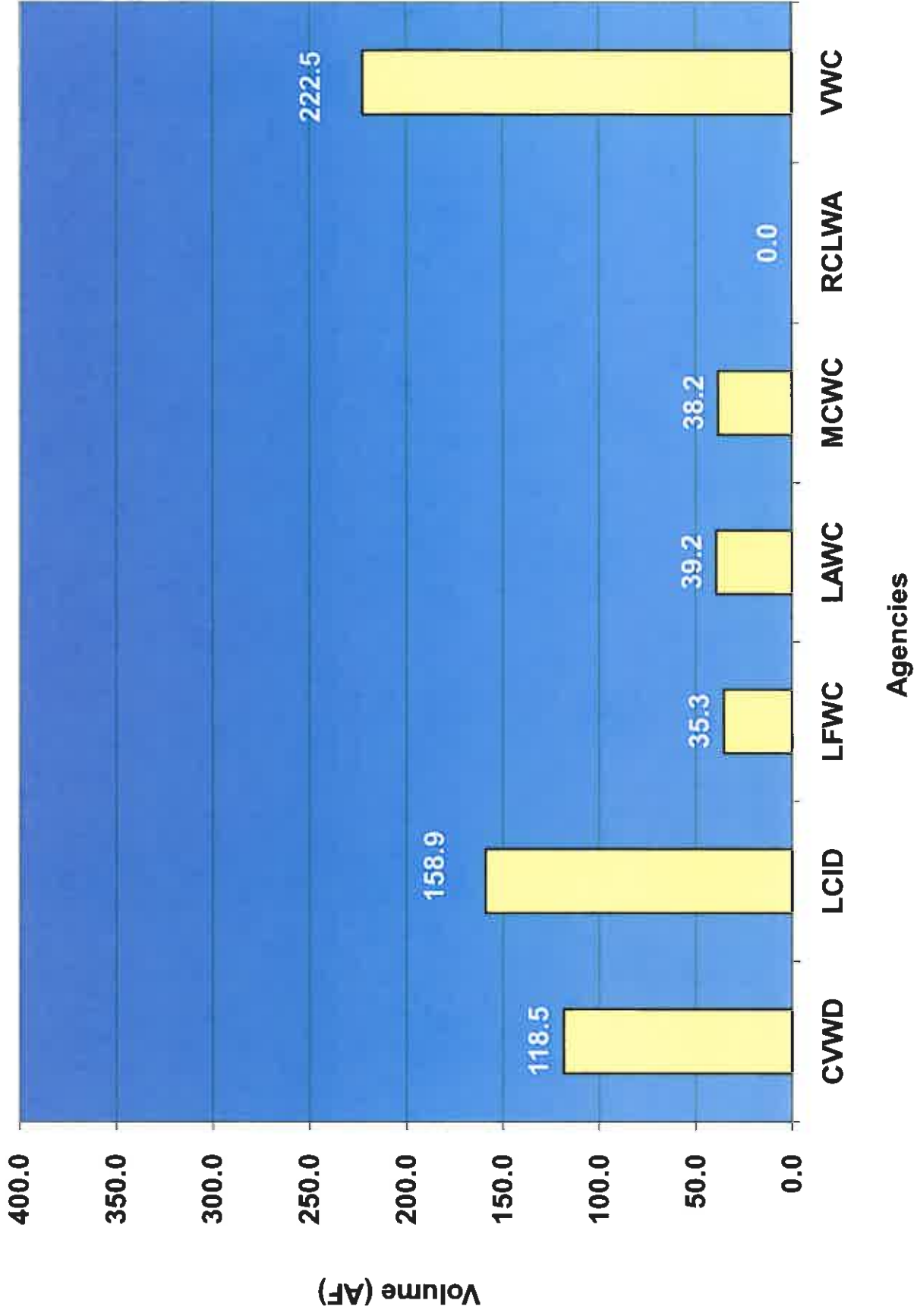


Chart 3

### FMWD Agencies Calendar Year 2010 Water Sales

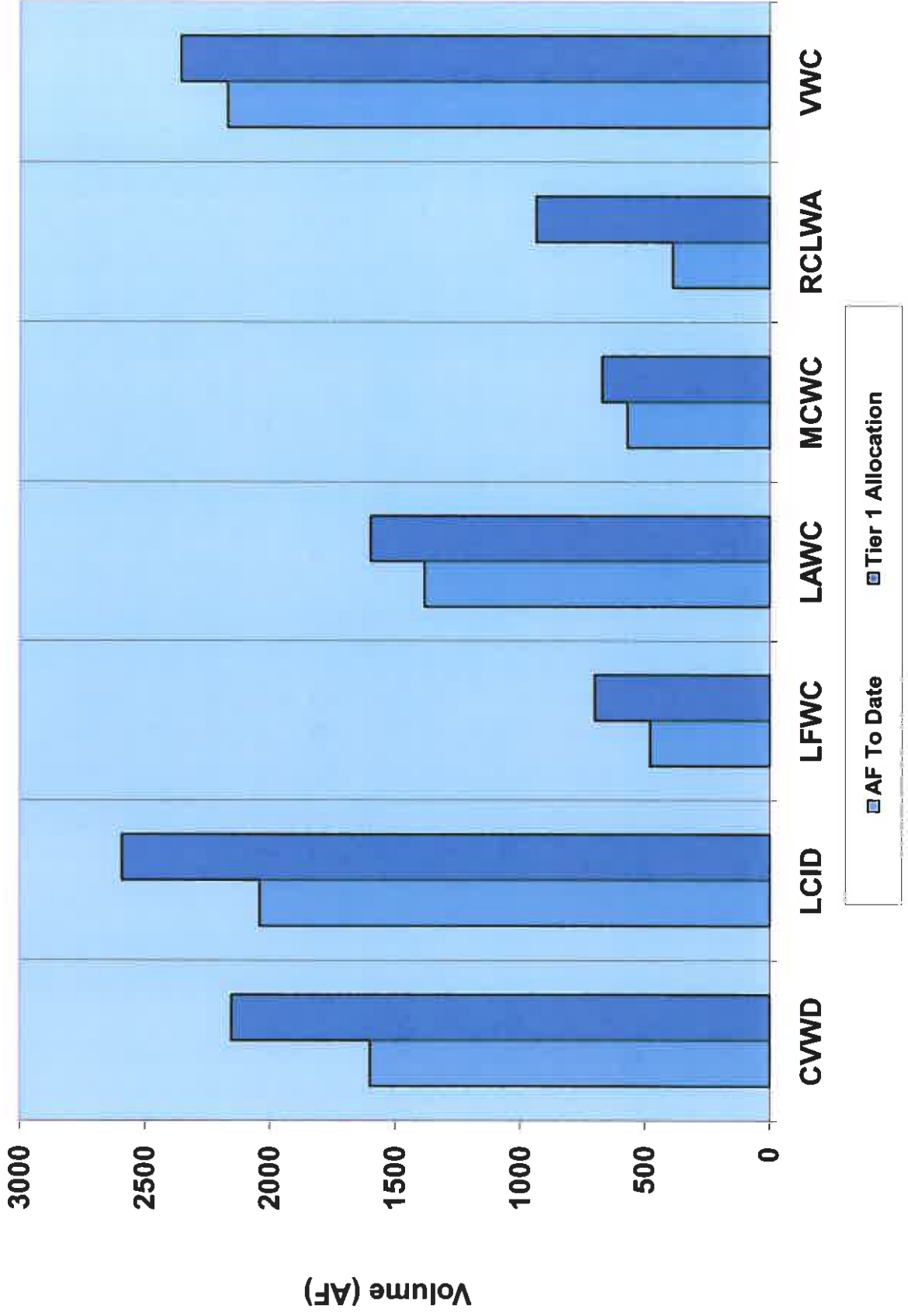
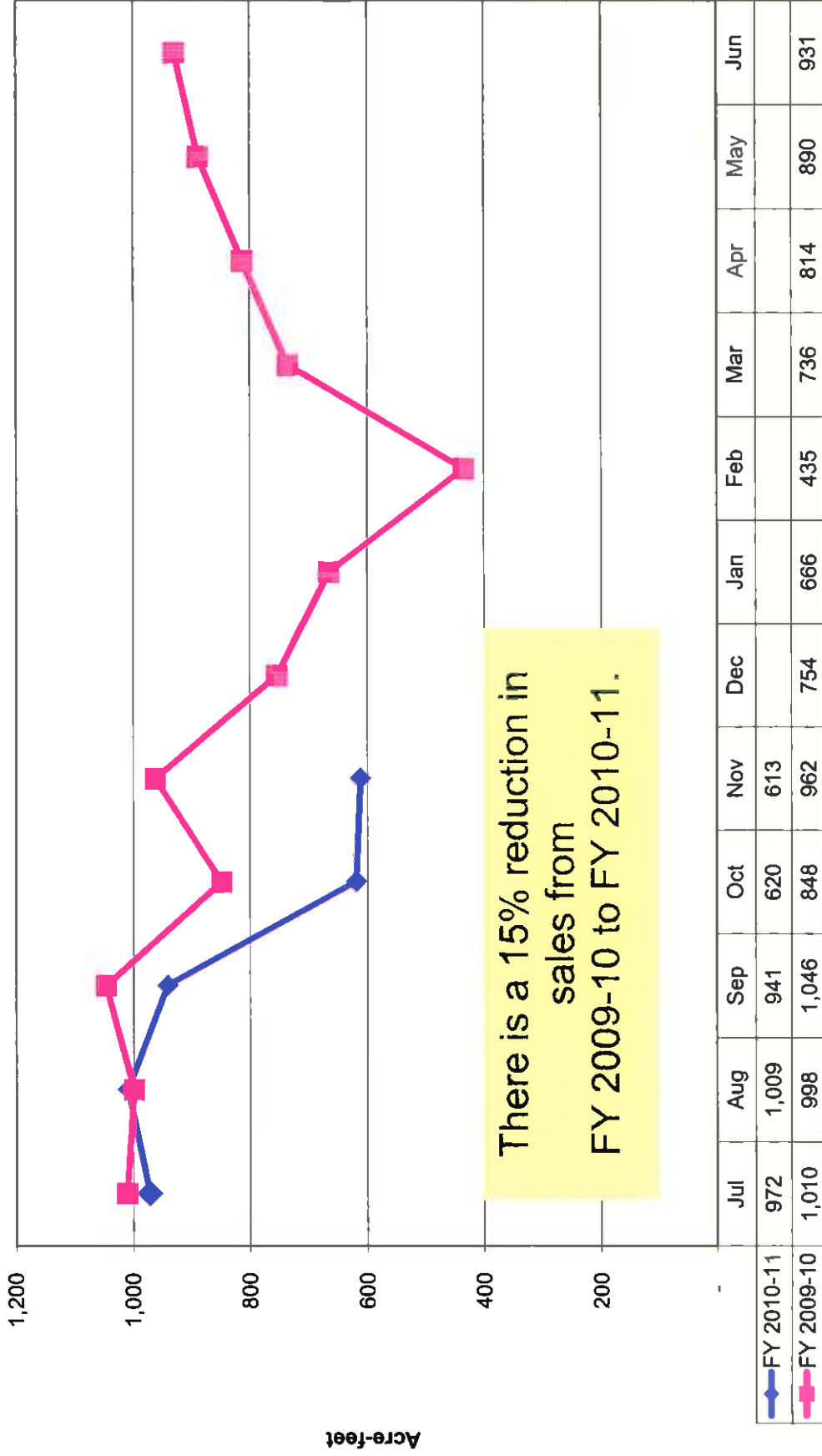


Chart 4

Monthly Comparison  
Change in FMWD Demands



There is a 15% reduction in sales from FY 2009-10 to FY 2010-11.

Chart 5

**Monthly Comparison  
Change in Local Production**

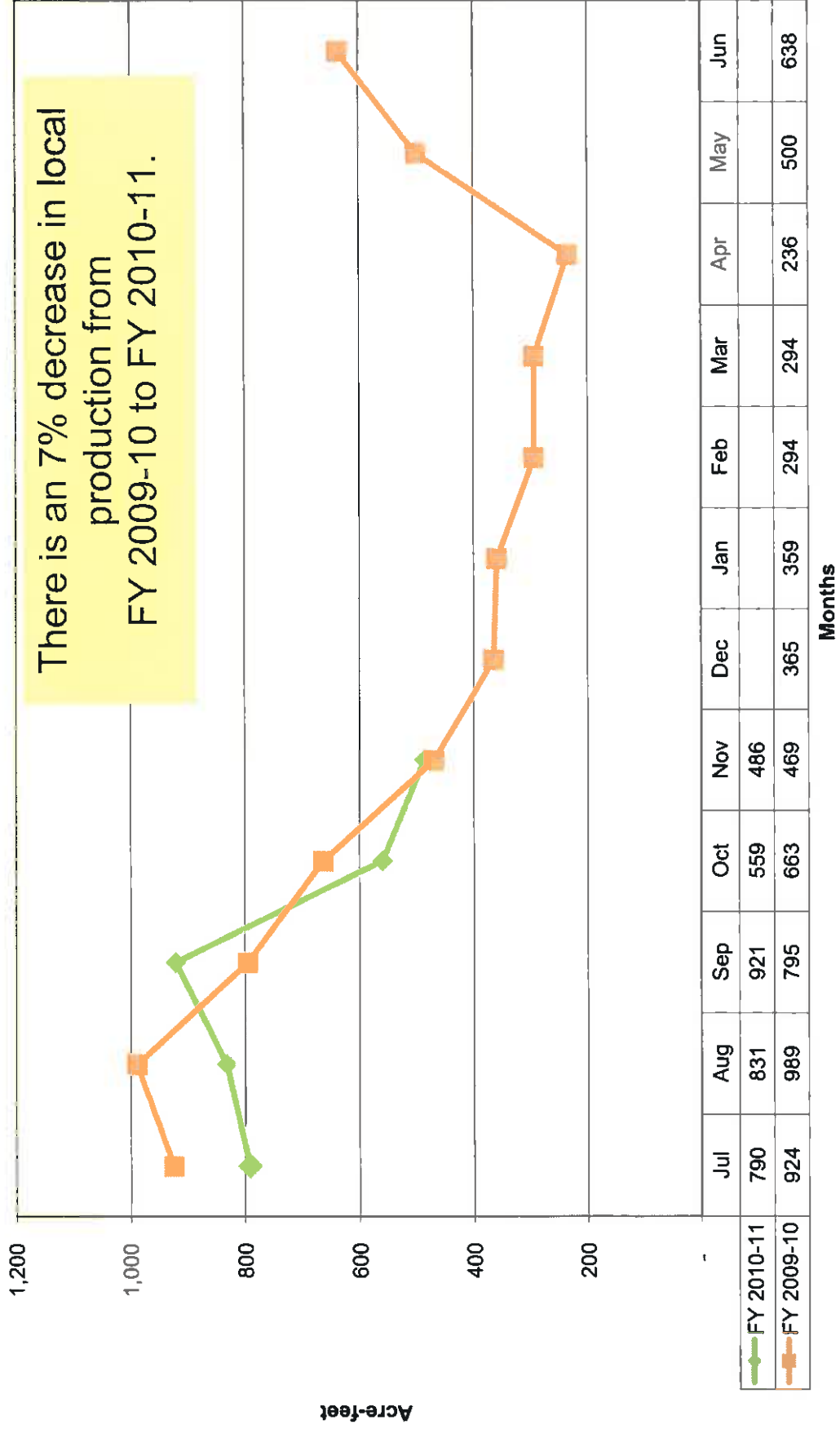
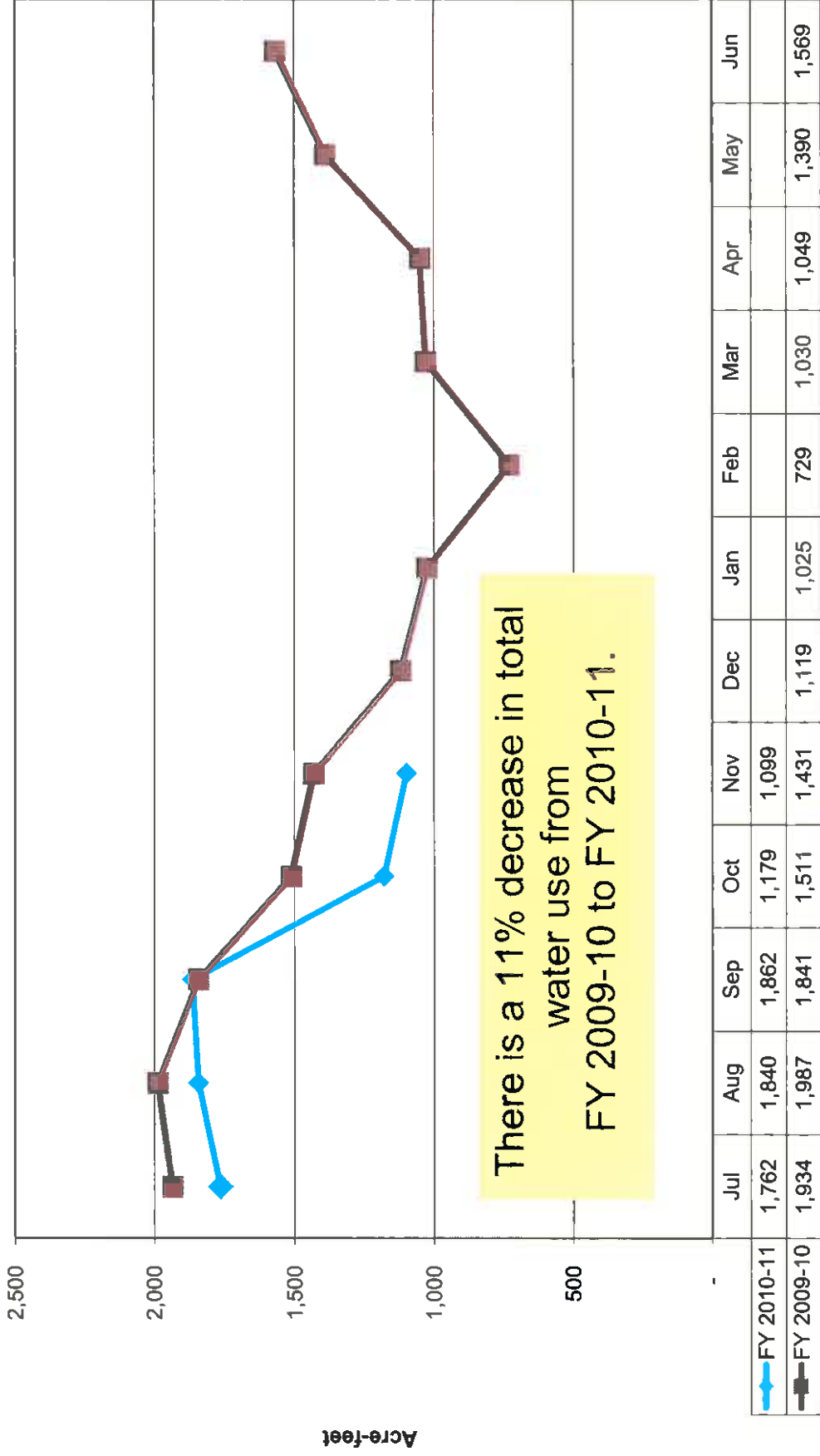


Chart 6

**Monthly Comparison  
Change in Total Water Demands**



There is a 11% decrease in total water use from FY 2009-10 to FY 2010-11.

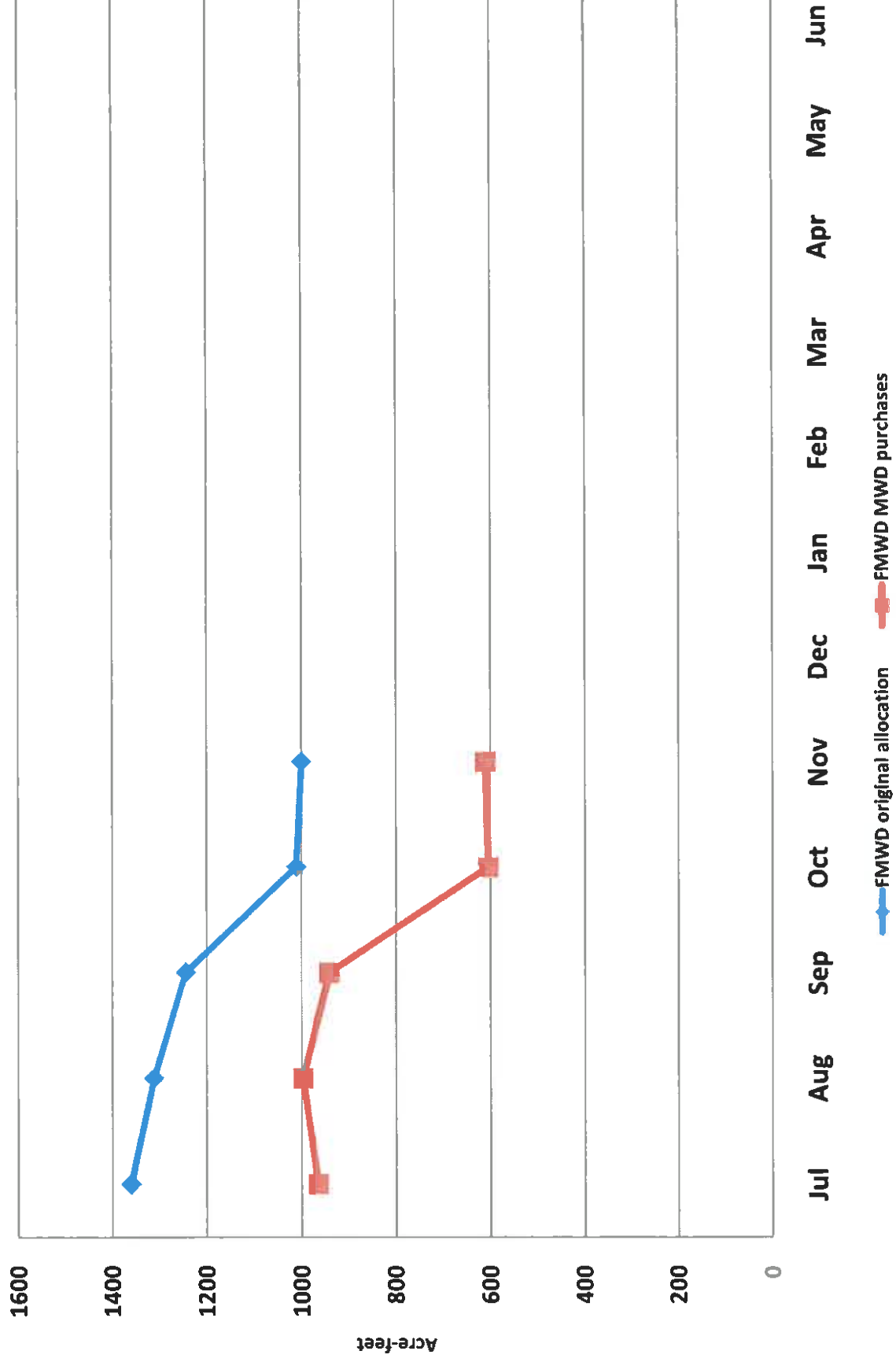


FMWD WATER PURCHASES CALENDAR YEAR 2010																		
	JAN	FEB	MAR	APR	MAY	JUN	JUL	AUG	SEP	OCT	NOV	DEC	TOTAL	Tier 1 Total	Tier 2 Total	FHCUP Sales	TIER 1 ALLOCATION	% TIER 1
CVWD	82	75	105.4	134	126	167	205	222.4	218.5	147.4	118.5		1,600.0	1,600.0	-		2,154	74.3%
LCID	129	95	159.2	151	165	196	288	285.9	261.7	170.9	158.9		2,039.9	2,039.9	-		2,591	78.7%
LFWC	44	20	30.5	33	40	71	54	62.7	52.7	35.6	35.3		478.1	478.1	-		699	68.6%
LAWC	113	43	109.6	149	199	231	169	148.1	134.1	46.9	39.2		1,382.2	1,382.2	-		1,597	86.5%
MCWC	31	21	36.0	36	55	68	75	85.1	77.1	44.9	38.2		568.6	568.6	-		670	84.9%
RCLWA	104	71	107.2	106	-	-	-	-	-	0	0.0		388.2	388.2	-		934	41.6%
VWC	164	110	187.8	205	304	198	201	204.8	197.1	173.9	222.5		2,166.3	2,166.3	-		2,352	92.1%
	665.8	435.0	735.7	813.8	889.5	930.5	971.6	1,009.0	941.2	619.6	612.6		8,624.3	8,624.3	-		10,987	78.4%

	July	August	September	October	November	Cumulatives
FMWD original allocation	1,359.0	1,311.0	1,244.0	1,012.0	1,001.0	5,927.0
Total local production	790.3	831.0	920.5	559.2	486.0	3,587.0
FMWD MWD purchases	964.4	997.0	941.2	603.5	609.9	4,116.0
Original Under/(Over)	394.6	314.0	302.8	408.5	391.1	1,811.0
Original Cumulative Under/(Over)	394.6	708.6	1,011.4	1,419.9	1,811.0	31%
CVWD original allocation	310.0	325.0	297.0	74.0	168.0	1,174.0
CVWD local production	246.8	238.5	227.2	206.5	211.5	1,130.5
CVWD FMWD purchases	204.7	222.4	218.5	147.3	118.5	911.4
Original Under/(Over)	105.3	102.6	78.5	(73.3)	49.5	262.6
Original Cumulative Under/(Over)	105.3	207.9	286.4	213.1	262.6	22%
LCID original allocation	311.0	325.0	306.0	292.0	210.0	1,444.0
LCID local production	4.6	5.9	7.3	7.2	5.5	30.5
LCID FMWD purchases	268.4	285.9	261.7	170.9	158.9	1,145.8
Original Under/(Over)	42.6	39.1	44.3	121.1	51.1	298.2
Original Cumulative Under/(Over)	42.6	81.7	126.0	247.1	298.2	21%
Las Flores original allocation	76.0	76.0	70.0	71.0	54.0	347.0
Las Flores local production	33.7	31.8	33.6	23.3	21.0	143.4
Las Flores FMWD purchases	54.1	62.7	52.7	35.6	35.3	240.4
Original Under/(Over)	21.9	13.3	17.3	35.4	18.7	106.6
Original Cumulative Under/(Over)	21.9	35.2	52.5	87.9	106.6	31%
LAWC original allocation	251.0	246.0	233.0	220.0	165.0	1,115.0
LAWC local production	77.6	113.2	241.3	107.8	108.2	648.1
LAWC FMWD purchases	168.6	148.1	134.1	46.9	39.2	536.9
Original Under/(Over)	82.4	97.9	98.9	173.1	125.8	578.1
Original Cumulative Under/(Over)	82.4	180.3	279.2	452.3	578.1	52%
Mesa Crest original allocation	83.0	84.0	74.0	71.0	47.0	359.0
Mesa Crest local production	0.0	0.0	0.0	0.0	0.0	0.0
Mesa Crest FMWD purchases	75.3	85.1	77.1	44.9	38.2	320.6
Original Under/(Over)	7.7	(1.1)	(3.1)	26.1	8.8	38.4
Original Cumulative Under/(Over)	7.7	6.6	3.5	29.6	38.4	11%
Rubio original allocation	12.0	(4.0)	11.0	(1.0)	163.0	181.0
Rubio local production	227.3	233.0	223.7	140.9	139.4	964.3
Rubio FMWD purchases	0.0	0.0	0.0	0.0	0.0	0.0
Original Under/(Over)	12.0	(4.0)	11.0	(1.0)	163.0	181.0
Original Cumulative Under/(Over)	12.0	8.0	19.0	18.0	181.0	100%
Valley original allocation	316.0	258.0	251.0	284.0	193.0	1,302.0
Valley local production	200.3	208.6	187.4	73.5	0.4	670.2
Valley FMWD purchases	200.5	204.8	197.1	173.9	222.5	998.8
Original Under/(Over)	115.5	53.2	53.9	110.1	(29.5)	303.2
Original Cumulative Under/(Over)	115.5	168.7	222.6	332.7	303.2	23%

# FMWD Allocation Tracking

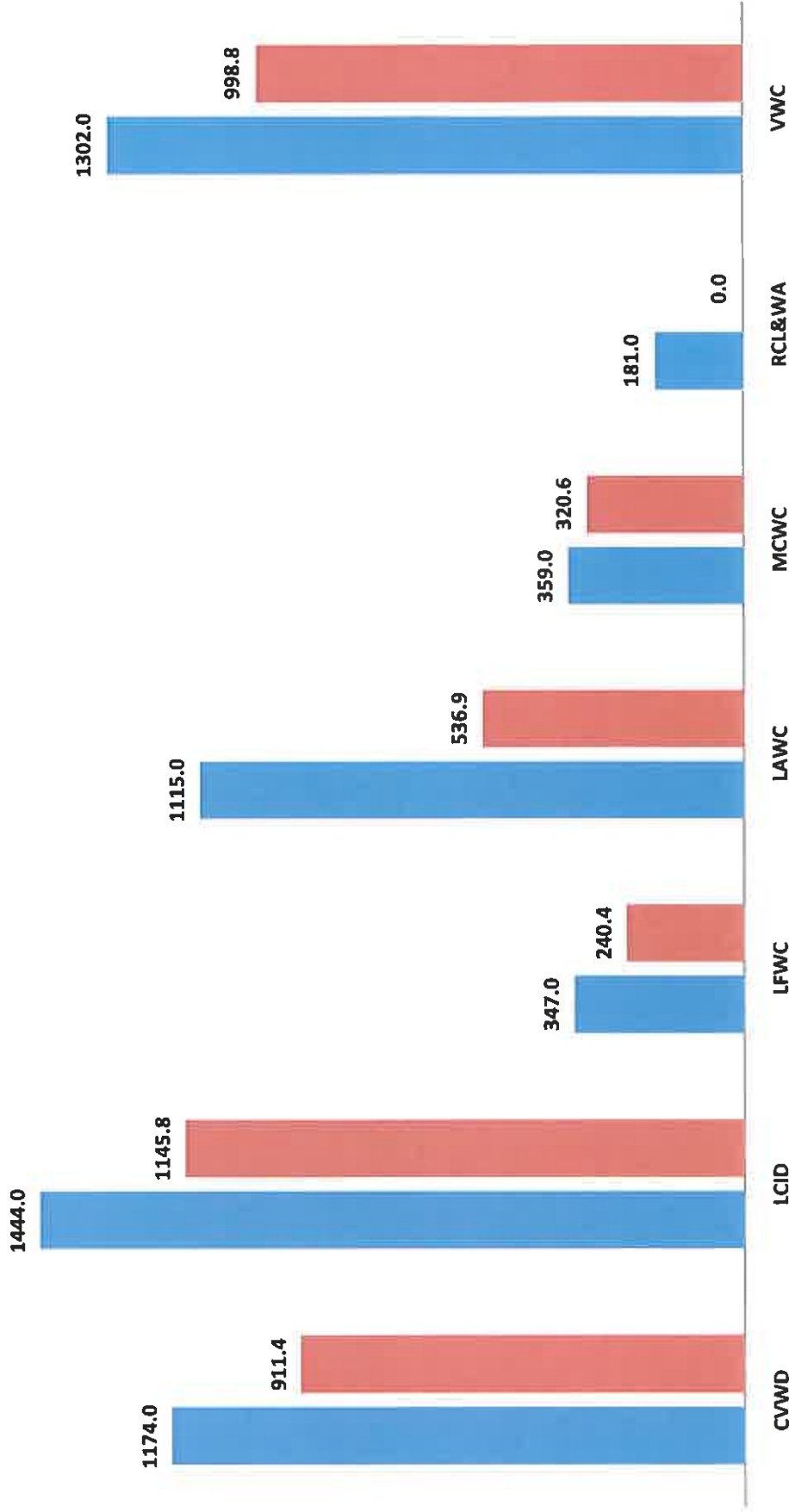
Chart 7



# Comparison of Original Allocation to Water Purchases Through November

Chart 8

■ Original Allocation ■ FMWD Purchases



## Foothill MWD Board of Directors Meeting – December 2010

### Operations & Maintenance Report

#### La Cañada East Reservoir Rehabilitation

This project remains on schedule and the final interior coatings are scheduled to be applied before the end of December. The estimated lifespan of the newer NSF compliant coatings are significantly shorter than the earlier coal tar applications and we will be adjusting our maintenance to accommodate that change. Considering the age of this tank (1954), the overall condition remains very good and only minimal structural repairs were necessary. The overflow structure, which had been previously repaired numerous times, had degraded to a point where complete replacement was required.

(pictured below: #s 1 & 2 removal and replacement of overflow structure, #s 3 & 4 Krieger & Stewart inspecting roof & shell coating)



## **Air Valve 12 – Chevy Chase Dr. in La Cañada**

As part of the ongoing system maintenance efforts, Air Valve 12 and its 4” isolation gate valve were recently replaced by Allen Pipeline. This is an especially critical valve as it operates under very high (230 psi) system pressure and water tight shutoff is essential. This project required operational coordination with our downstream retail agencies and the de-watering of that 3200’ of pipeline to allow for the replacement of a damaged isolation valve.

**(pictured below: #1 removal of existing equipment from vault, #2 installation of new isolation valve, #3 rebuilt air valve, #4 traffic control precautions on Chevy Chase Dr.)**



## Main Station (Rose Bowl) Surge Tower Roof Replacement

Operations staff has cleaned and inspected the roof of this remote pressure structure. This is the original tile roof and repairs are now necessary to maintain water quality and protect the supporting rafters. The District has contracted with 21<sup>st</sup> Century Roofing to replace the underlayment and broken tiles. Weather permitting, this work should be complete before the end of the month. This structure is located on the steep hillside to the east of the Main Station.

(pictured below: #1 Operation staff clearing debris from roof tiles, #s 2 & 3 damaged tiles and edge section)



## March 2011 MWD Service Interruption

On December 14<sup>th</sup>, District staff met with representatives from the City of Pasadena and MWD. The operational challenges of the upcoming ten day project were discussed. Foothill staff will continue to work very closely with our member agencies, MWD, and Pasadena to minimize the impact of this outage. The weather in March will dictate the overall water demands and the involved parties have agreed to continue to meet as we get closer to the project work date. (pictured below: outage planning session at MWD's Eagle Rock Ctr.)



## **Southern California Edison – Planned & Unplanned Outage Overview**

Foothill hosted a customer outreach presentation by SCE. This meeting was attended by Foothill staff and representatives from many of our member agencies. It was apparent to all that Edison has made significant improvements in communicating with the water utilities in their service area during electrical outages. SCE introduced to our group those employees now responsible to provide timely information during service interruptions and we were very pleased with the improvements that Edison has made.

**(pictured below: Edison's Outage Communications presentation)**



## **Emergency Generator - Administration Office / Operations Center**

Foothill has completed the necessary paperwork and we are now in receipt of the AQMD permit to operate this genset. The electrical and natural gas line work have been completed and the unit is now fully operational.

**(pictured below: newly installed generator located just north of the Foothill's Conference Room)**

